

FY2022
General Fund Analysis and
Treasurer's Monthly Reports
July 18, 2022



For the Month Ending
June 30, 2022

Prepared by:
Karen Ervin
Treasurer/CFO

SECTION I

Five Year Forecast (May 31, 2022)

General Fund Variance Analysis: Cash, Revenue, & Expenditure



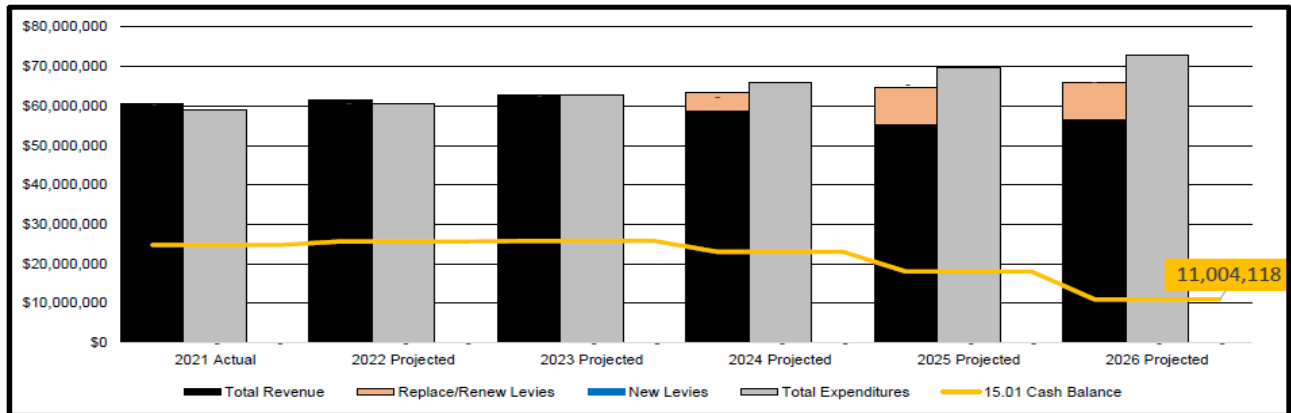
Five-Year Forecast (FY 2022 - FY 2026)

LEBANON CITY SCHOOL DISTRICT – WARREN COUNTY

May, 2022

Forecast Summary

Lebanon City School District



Note: Cash balance (Line 7.020) plus any existing levy modeled as renewed or new during the forecast.

Financial Forecast

	Fiscal Year 2022	Fiscal Year 2023	Fiscal Year 2024	Fiscal Year 2025	Fiscal Year 2026
Beginning Balance (Line 7.010) Plus Renewal/New Levies Modeled	24,748,611	25,690,098	25,796,251	23,060,673	18,032,107
+ Revenue	61,374,904	62,721,987	58,542,826	55,195,848	56,458,903
+ Proposed Renew/Replacement Levies	-	-	4,693,311	9,386,609	9,386,593
+ Proposed New Levies	-	-	-	-	-
- Expenditures	(60,433,417)	(62,615,834)	(65,971,716)	(69,611,024)	(72,873,485)
= Revenue Surplus or Deficit	941,487	106,153	(2,735,578)	(5,028,566)	(7,027,989)
Line 7.020 Ending Balance with renewal/new levies	25,690,098	25,796,251	23,060,673	18,032,107	11,004,118

Analysis Without Renewal Levies Included:

Revenue Surplus or Deficit w/o Levies	941,487	106,153	(7,428,889)	(14,415,175)	(16,414,582)
Ending Balance w/o Levies	25,690,098	25,796,251	18,367,362	3,952,187	(12,462,395)

COMPARISON OF CASH BALANCES

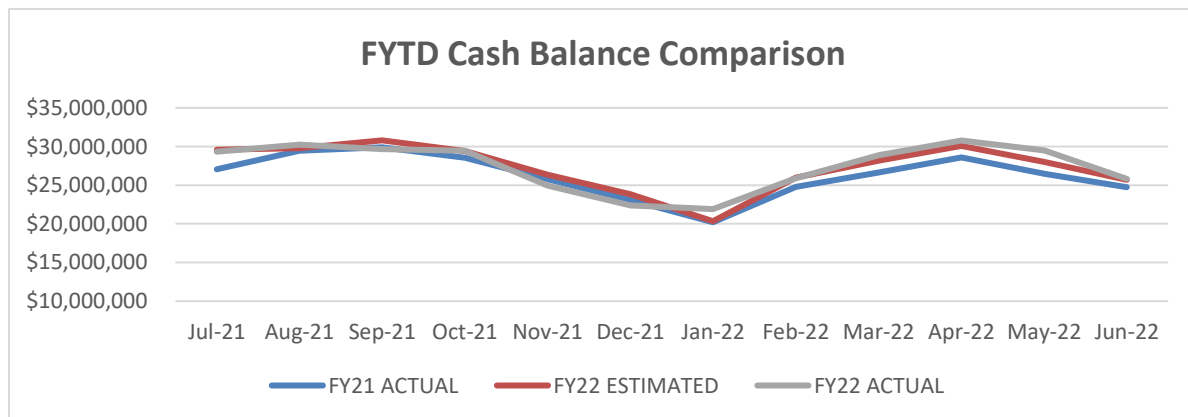
June 30, 2022

Actual Cash Balance		\$25,832,646
Estimated Cash Balance		\$25,690,101
Variance From Estimate	OVER	\$142,545
Percent Variance From Estimate	OVER	0.55%
Previous Year Cash Balance		\$24,748,611

Current Encumbrances	\$1,290,993
Current Unencumbered Cash Balance	\$24,541,653
Current Days of Operating Cash (based on Unencumbered Cash Balance)	148.22
Estimated Fiscal Year End Days of Operating Cash	155.16
Minimum General Fund Cash Balance Threshold per Fiscal Policy	36.50
Future Goal for General Fund Cash Balance per Fiscal Policy	120.00

DESCRIPTION: General Fund cash balance as projected on 5-year financial forecast. Actual cash balance to determine number of days of operating cash.

COMMENTS: Cash balance trending in line with the forecast.



COMPARISON OF TOTAL RECEIPTS

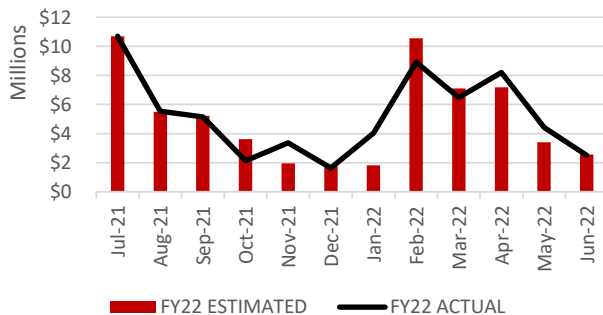
June 30, 2022

		Monthly		Fiscal Year 2022 Year-to-Date
Actual Receipts		\$2,498,293		\$63,059,618
Estimated Receipts		\$2,567,412		\$61,374,904
Variance From Estimate	UNDER	(\$69,119)	OVER	\$1,684,714
Variance From Estimate	UNDER	-2.69%	OVER	2.74%
Actual Prior Year		\$2,482,937		\$60,385,489
Total Fiscal Year 2022 Estimate				\$61,374,904
Percent Of Total Estimate Received				102.74%
Percent Of Budget Year Completed		12 Months		100.00%

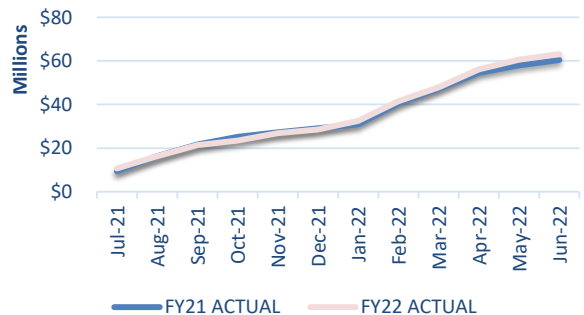
DESCRIPTION: This category consists of all General Fund revenues contained within this report.

COMMENTS: Total receipts FYTD are trending higher than the forecast, primarily related to advances. Month-to-date variances will typically be high because certain revenue (like property tax income) comes in during specific months only. Also, the new State fair funding plan went into effect during January. This will impact both revenues and expenditures.

Total Receipts - Budget vs. Actual



Total Receipts - FY21 vs. FY22



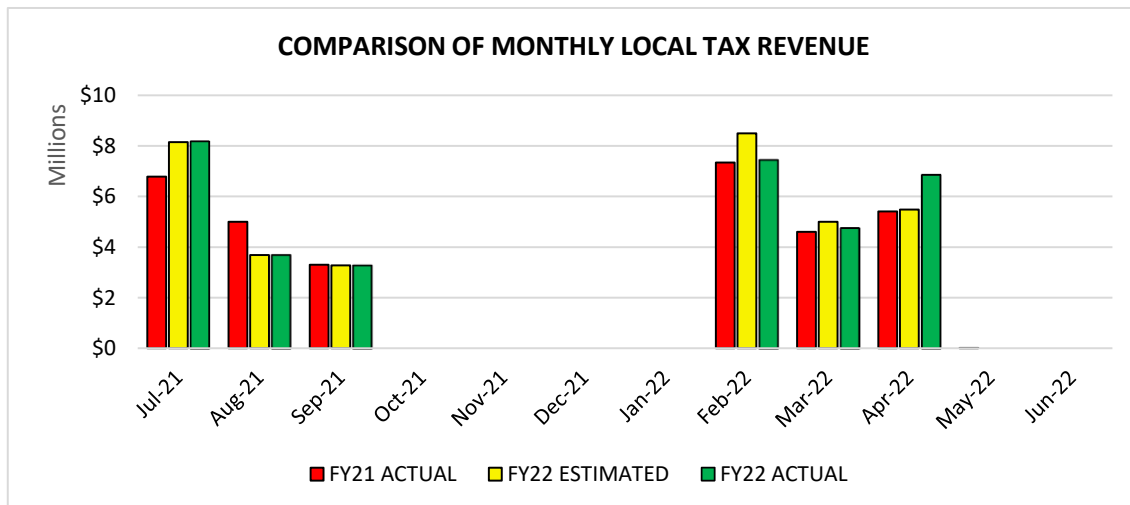
COMPARISON OF LOCAL TAXES

June 30, 2022

	Monthly		Fiscal Year 2022 Year-to-Date	
Actual Tax Receipts		\$0		\$34,108,231
Estimated Tax Receipts		\$0		\$34,102,603
Variance From Estimate	OVER	\$0	OVER	\$5,628
Variance From Estimate	OVER	#DIV/0!	OVER	0.02%
Actual Prior Year		\$0		\$32,442,665
Total Fiscal Year 2022 Estimate				\$34,102,603
Percent Of Total Estimate Received				100.02%
Percent Of Budget Year Completed		12 months		100.00%

DESCRIPTION: This category consists of real and personal property taxes. Real property taxes are received in September and April with advances being available the two months prior to settlement. Personal Property taxes are received in October and June.

COMMENTS: Total receipts FYTD are trending in line with the forecast.



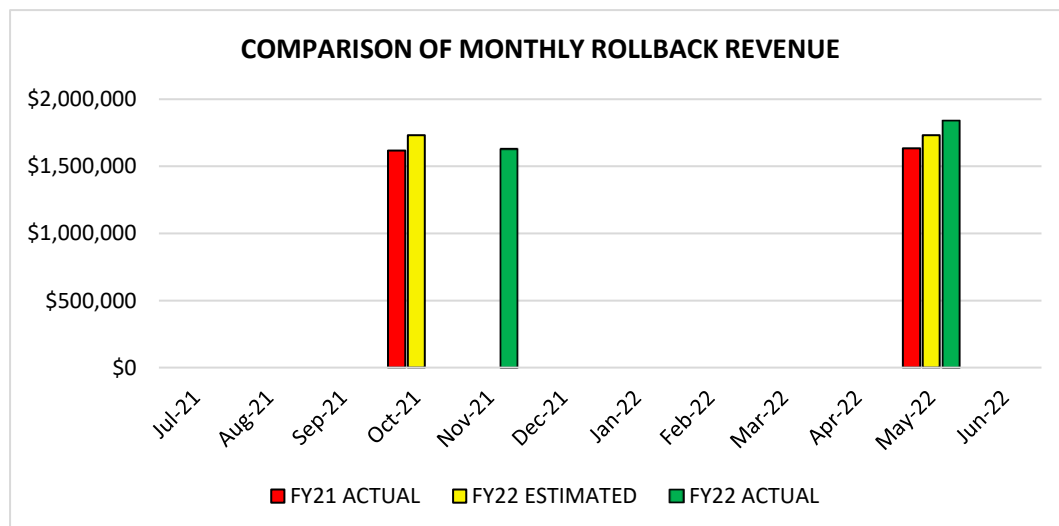
COMPARISON OF STATE ROLLBACK

June 30, 2022

		Monthly		Fiscal Year 2022 Year-to-Date
Actual State Receipts		\$0		\$3,469,462
Estimated State Receipts		\$0		\$3,463,778
Variance From Estimate	OVER	\$0	OVER	\$5,684
Variance From Estimate	OVER	#DIV/0!	OVER	0.16%
Actual Prior Year		\$0		\$3,252,694
Total Fiscal Year 2022 Estimate				\$3,463,778
Percent Of Total Estimate Received				100.16%
Percent Of Budget Year Completed		12 months		100.00%

DESCRIPTION: This category consists of homestead/rollback and \$10,000 exemptions received once for the \$10,000 exemption.

COMMENTS: Total receipts FYTD are trending in line with the forecast.



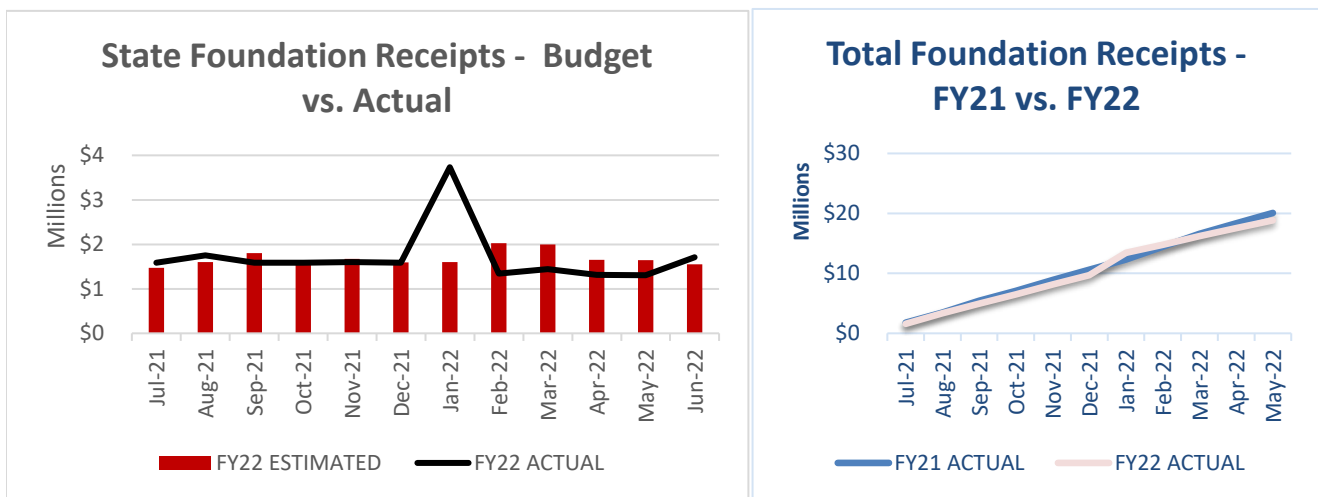
COMPARISON OF STATE FOUNDATION

June 30, 2022

		Monthly		Fiscal Year 2022 Year-to-Date
Actual State Receipts		\$1,707,457		\$20,551,044
Estimated State Receipts		\$1,552,334		\$20,214,412
Variance From Estimate	OVER	\$155,123	OVER	\$336,632
Variance From Estimate	OVER	9.99%	OVER	1.67%
Actual Prior Year		\$1,646,635		\$21,722,266
Total Fiscal Year 2022 Estimate				\$20,214,412
Percent Of Total Estimate Received				101.67%
Percent Of Budget Year Completed		12 months		100.00%

DESCRIPTION: This category consists of unrestricted and restricted state aid.

COMMENTS: Total receipts FYTD are trending in line with the forecast.



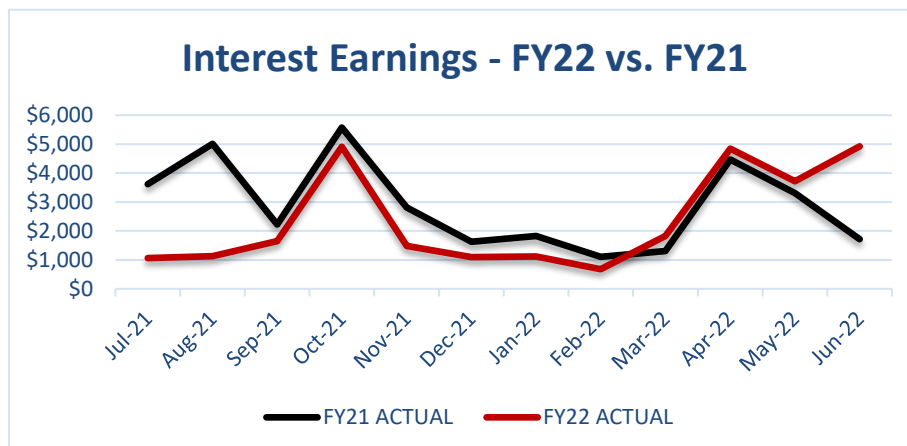
COMPARISON OF INTEREST EARNINGS

June 30, 2022

		Monthly		Fiscal Year 2022 Year-to-Date
Actual Interest Receipts		\$4,922		\$28,435
Estimated Interest Receipts		\$1,587		\$32,070
Variance From Estimate	OVER	\$3,335	UNDER	(\$3,635)
Variance From Estimate	OVER	210.17%	UNDER	-11.34%
Actual Prior Year		\$1,712		\$34,596
Total Fiscal Year 2022 Estimate				\$32,070
Percent Of Total Estimate Received				88.66%
Percent Of Budget Year Completed		12 months		100.00%

DESCRIPTION: This category consists of investment income. Currently, all interest is posted in the current month of receiving it.

COMMENTS: Trending significantly less than anticipated. This will continue to be a volatile line item due to the current economic environment and the impact of COVID-19 on the economy. This is small portion of the district's General Fund income; however, we should analyze our investment strategy to see if there is anything we can do to improve our earnings.



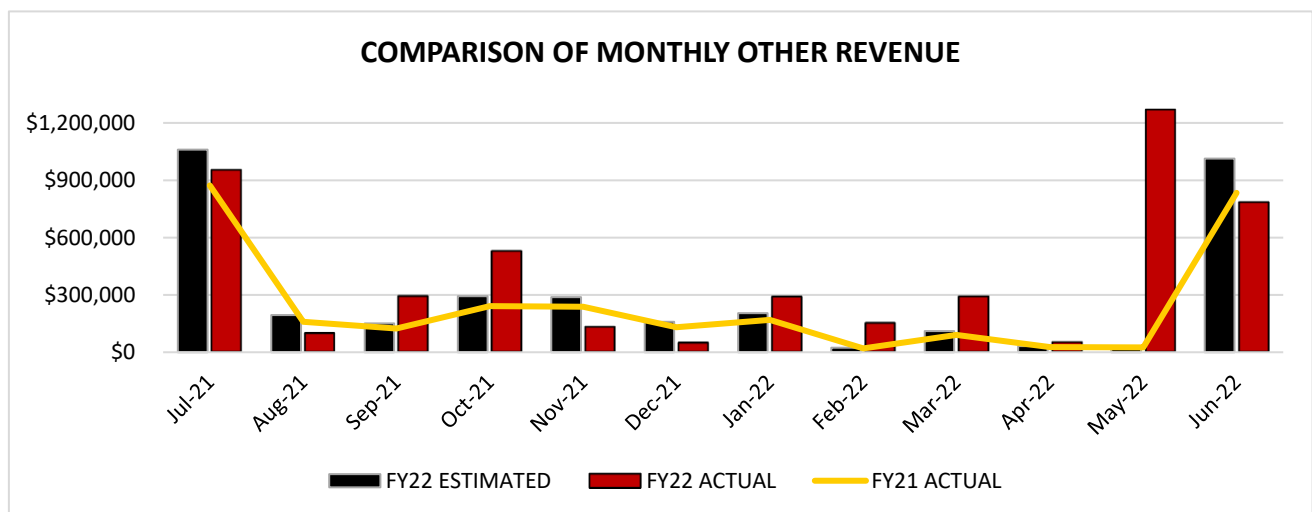
COMPARISON OF OTHER REVENUES

June 30, 2022

		Monthly		Fiscal Year 2022 Year-to-Date
Actual Other Receipts		\$785,914		\$4,902,446
Estimated Other Receipts		\$1,013,492		\$3,562,041
Variance From Estimate	UNDER	(\$227,577)	OVER	\$1,340,405
Variance From Estimate	UNDER	-22.45%	OVER	37.63%
Actual Prior Year		\$834,590		\$2,933,268
Total Fiscal Year 2022 Estimate				\$3,562,041
Percent Of Total Estimate Received				137.63%
Percent Of Budget Year Completed		12 months		100.00%

DESCRIPTION: This category consists of advances-in, transfers-in, notes received, other state sources, tuition, rent, sale of assets, and other miscellaneous revenues.

COMMENTS: Total receipts are trending higher than anticipated, specifically in relation to advances. I will need to further discuss this discrepancy with our forecast software representative.



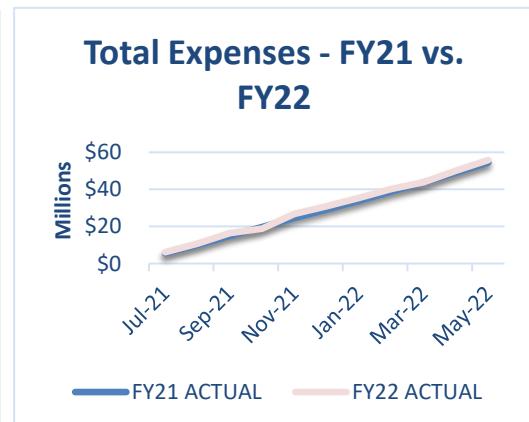
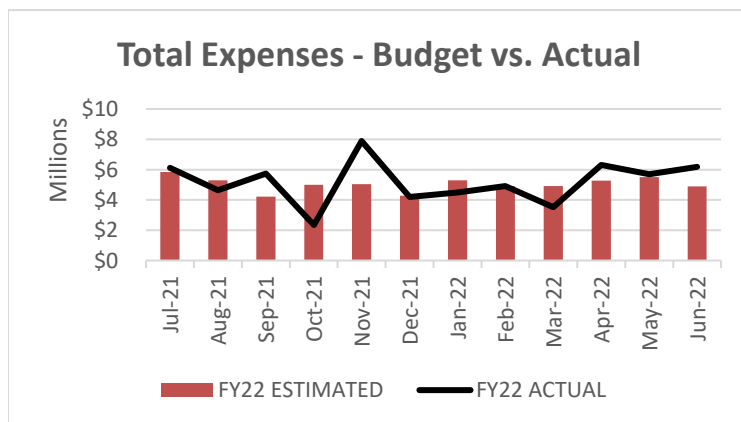
COMPARISON OF TOTAL EXPENDITURES

June 30, 2022

		Monthly		Fiscal Year 2022 Year-to-Date
Actual Expenditures		\$6,169,682		\$61,975,583
Estimated Expenditures		\$4,886,519		\$60,433,414
Variance From Estimate	OVER	\$1,283,163	OVER	\$1,542,169
Variance From Estimate	OVER	26.26%	OVER	2.55%
Actual Prior Year		\$4,417,367		\$58,909,738
Total Fiscal Year 2022 Estimate				\$60,433,414
Percent Of Total Estimate Spent				102.55%
Percent Of Budget Year Completed		12 months		100.00%

DESCRIPTION: This category consists of all expenditures contained within this report.

COMMENTS: FYTD expenditures are trending slightly higher than the forecast, primarily related to advances. Month-to-date variances will typically be high because certain expenses (like license renewals, supplemental pays, etc.) occur during specific months only.



COMPARISON OF WAGE EXPENDITURES

June 30, 2022

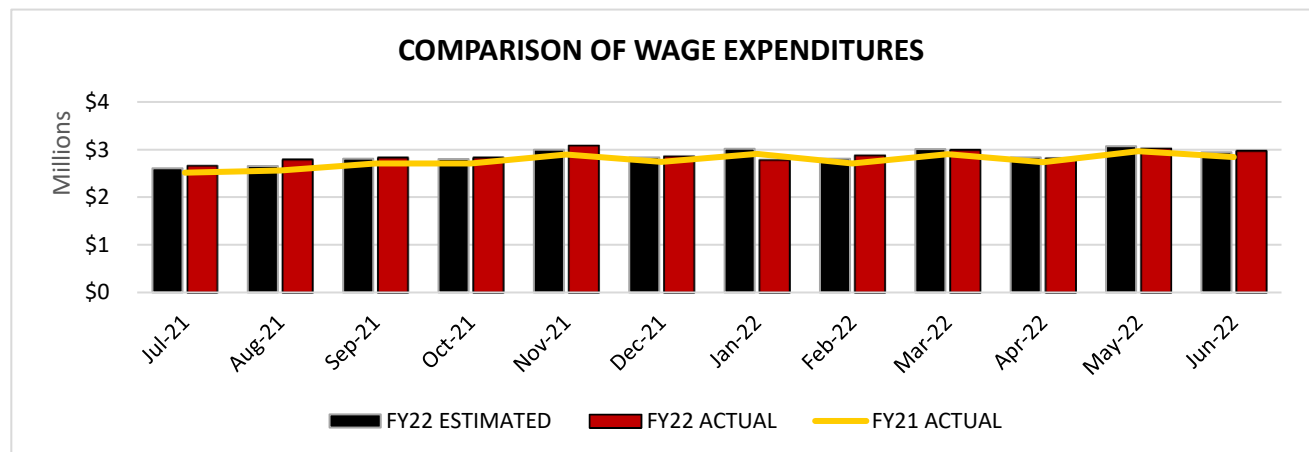
		Monthly		Fiscal Year 2022 Year-to-Date
Actual Wage Expenditures		\$2,971,238		\$34,494,724
Estimated Wage Expenditures		\$2,946,792		\$34,397,266
Variance From Estimate	OVER	\$24,446	OVER	\$97,458
Variance From Estimate	OVER	0.83%	OVER	0.28%
Actual Prior Year		\$2,844,648		\$33,204,959
Total Fiscal Year 2022 Estimate				\$34,397,266
Percent Of Total Estimate Spent				100.28%
Percent Of Budget Year Completed		12 months		100.00%
Percent of Wage Expenditures to Revenues				54.70%
Percent of Wage Expenditures to Total Expenditures				55.66%
Total Percent of Wages & Fringes to Expenditures				77.97%

DESCRIPTION:

This category consists of regular wages, substitute wages, and supplementals, etc.

COMMENTS:

FYTD expenditures are trending in line with the forecast.

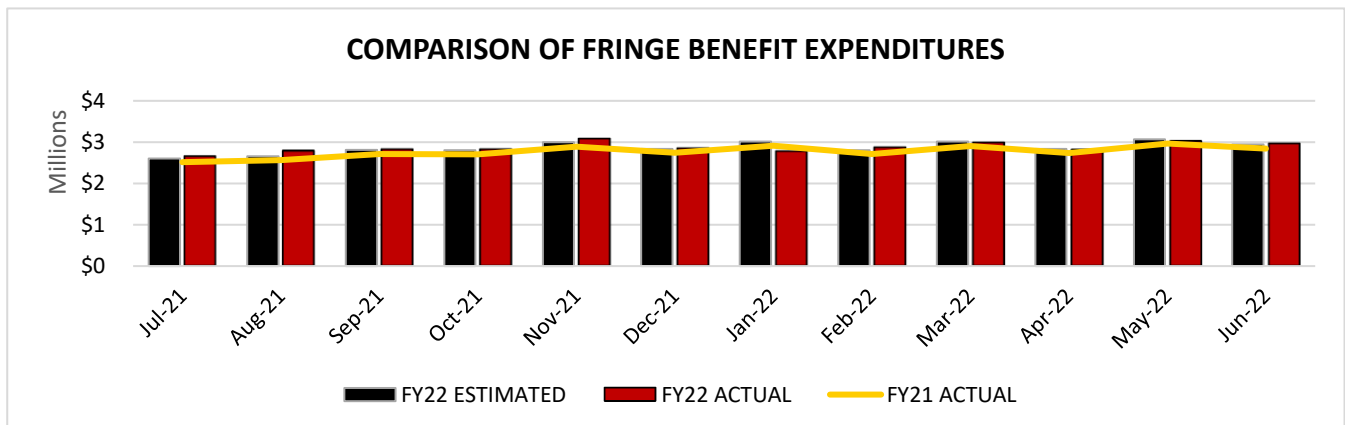


COMPARISON OF FRINGE BENEFIT EXPENDITURES
June 30, 2022

		Monthly		Fiscal Year 2022 Year-to-Date
Actual Fringe Benefit Expenditures		\$1,139,469		\$13,828,839
Estimated Fringe Benefit Expenditures		\$1,209,387		\$14,512,655
Variance From Estimate	UNDER	(\$69,918)	UNDER	(\$683,816)
Variance From Estimate	UNDER	-5.78%	UNDER	-4.71%
Actual Prior Year		\$512,925		\$12,117,064
Total Fiscal Year 2022 Estimate				\$14,512,655
Percent Of Total Estimate Spent				95.29%
Percent Of Budget Year Completed		12 months		100.00%
Percent of Fringe Benefits to Revenues				21.93%
Total Percent of Wages & Fringes to Revenues				76.63%
Percent of Fringe Benefits to Total Expenditures				22.31%
Total Percent of Wages & Fringes to Expenditures				77.97%

DESCRIPTION: This category consists of employee insurance programs, retirement, Medicare, etc.

COMMENTS: FYTD expenditures are trending less than the forecast related to a late payment of employee insurances.



COMPARISON OF PURCHASED SERVICE EXPENDITURES

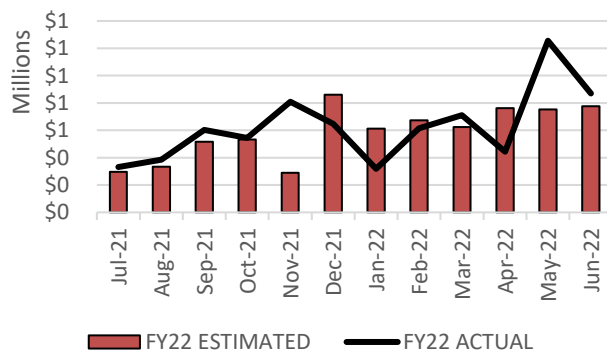
June 30, 2022

		<u>Monthly</u>		<u>Fiscal Year 2022 Year-to-Date</u>
Actual Service Expenditures		\$870,270		\$7,535,225
Estimated Service Expenditures		\$776,953		\$7,033,659
Variance From Estimate	OVER	\$93,316	OVER	\$501,566
Variance From Estimate	OVER	12.01%	OVER	7.13%
Actual Prior Year		\$1,079,989		\$9,777,000
Total Fiscal Year 2022 Estimate				\$7,033,659
Percent Of Total Estimate Spent				107.13%
Percent Of Budget Year Completed		12 months		100.00%

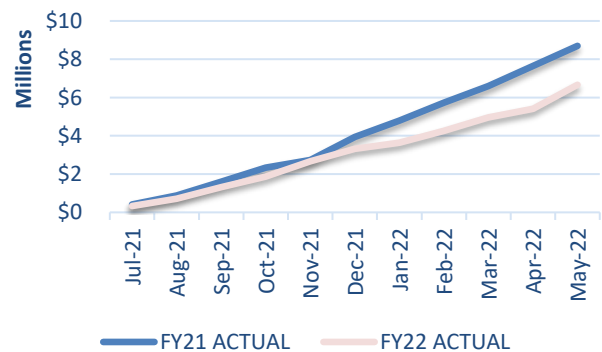
DESCRIPTION: This category consists of contract services, utilities, lease purchase costs, repairs, etc.

COMMENTS: FYTD expenditures are trending slightly higher than the forecast. As we move into the new school year, we will need to evaluate the continuing increase in costs related to purchased services, as well as evaluate our forecast to ensure its accuracy.

**Total Purchased Services - Budget
vs. Actual**



**Total Purchased Services - FY21
vs. FY22**



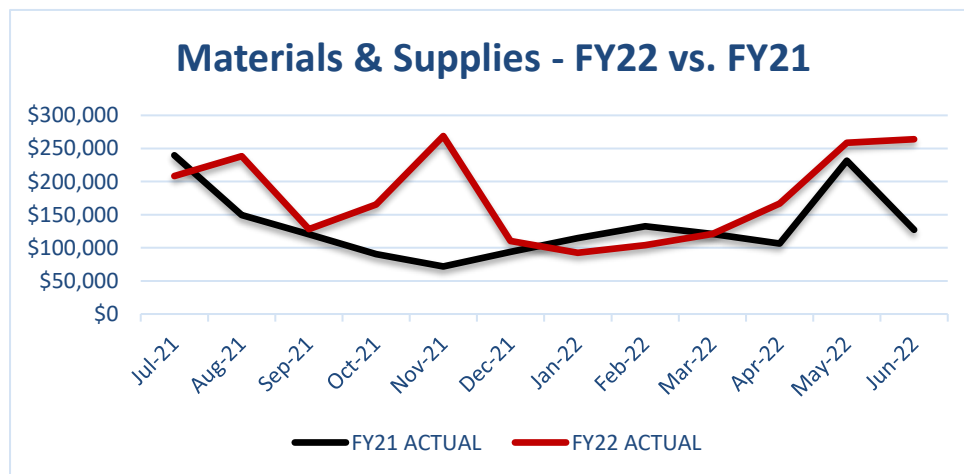
COMPARISON OF SUPPLIES & MATERIAL EXPENDITURES

June 30, 2022

		Monthly		Fiscal Year 2022 Year-to-Date
Actual Material Expenditures		\$264,161		\$2,126,211
Estimated Material Expenditures		\$145,106		\$1,823,337
Variance From Estimate	OVER	\$119,055	OVER	\$302,874
Variance From Estimate	OVER	82.05%	OVER	16.61%
Actual Prior Year		\$127,207		\$1,598,421
Total Fiscal Year 2022 Estimate				\$1,823,337
Percent Of Total Estimate Spent				116.61%
Percent Of Budget Year Completed		12 months		100.00%

DESCRIPTION: This category consists of office supplies and instructional supplies.

COMMENTS: FYTD expenditures are trending slightly higher than the forecast. As we move into the new school year, we will need to evaluate the continuing increase in costs related to purchased services, as well as evaluate our forecast to ensure its accuracy.



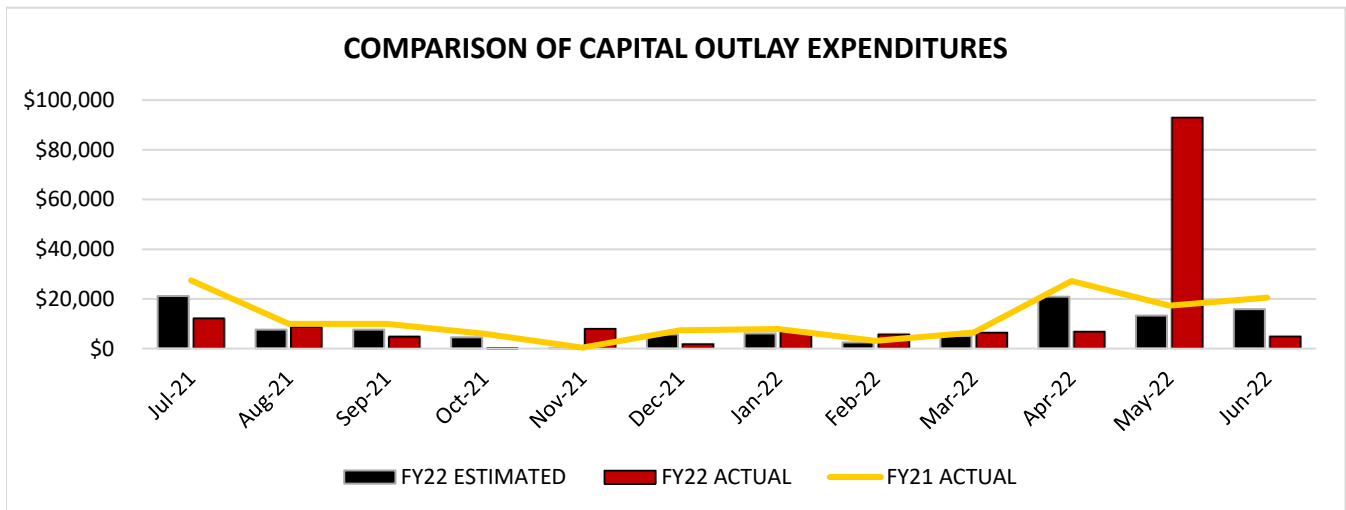
COMPARISON OF EQUIPMENT & CAPITAL EXPENDITURES

June 30, 2022

		Monthly		Fiscal Year 2022 Year-to-Date
Actual Equipment Expenditures		\$4,838		\$157,820
Estimated Equipment Expenditures		\$15,809		\$110,314
Variance From Estimate	UNDER	(\$10,972)	OVER	\$47,506
Variance From Estimate	UNDER	-69.40%	OVER	43.06%
Actual Prior Year		\$20,561		\$143,472
Total Fiscal Year 2022 Estimate				\$110,314
Percent Of Total Estimate Spent				143.06%
Percent Of Budget Year Completed		12 months		100.00%

DESCRIPTION: This category consists of new and replacement equipment, and capital outlay.

COMMENTS: Capital expenditures typically occur in specific months, based on need. We will continue to monitor this category and adjust the forecast as appropriate.



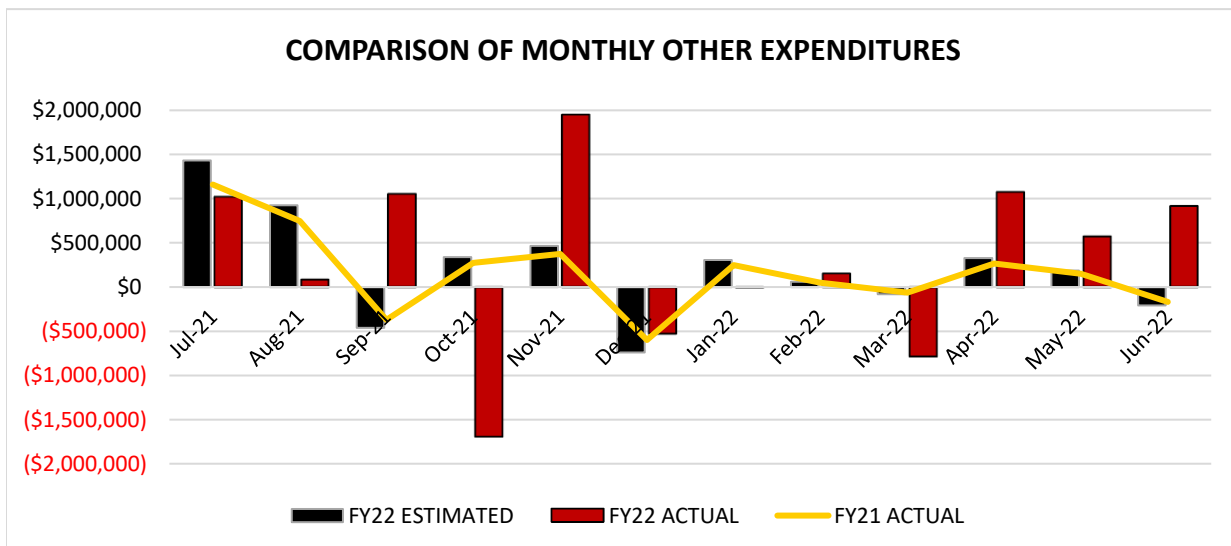
COMPARISON OF ALL OTHER EXPENDITURES

June 30, 2022

		Monthly		Fiscal Year 2022 Year-to-Date
Actual Other Expenditures		\$919,706		\$3,832,763
Estimated Other Expenditures		(\$207,529)		\$2,556,183
Variance From Estimate	OVER	\$1,127,236	OVER	\$1,276,580
Variance From Estimate	OVER	-543.17%	OVER	49.94%
Actual Prior Year		(\$167,962)		\$2,068,822
Total Fiscal Year 2022 Estimate				\$2,556,183
Percent Of Total Estimate Spent				149.94%
Percent Of Budget Year Completed		12 months		100.00%

DESCRIPTION: This category consists of advances, transfers, contingencies, auditor/treasurer fees, county board deductions, etc.

COMMENTS: FYTD expenditures are more than anticipated, primarily due to advances. I will need to further discuss this discrepancy with our forecast software representative.



SECTION II

Fiscal Policy



LEBANON CITY SCHOOL DISTRICT

Fiscal Policy



1. Structurally Balanced Budget

The annual Operating Budget will be structurally balanced throughout the budget process. Recurring revenues will equal or exceed recurring expenditures in both the proposed and adopted Operating Budgets. If a structural imbalance occurs, a plan will be developed by the Superintendent and Treasurer to bring the budget back into structural balance.

2. Report on How the Budget Is Balanced

The District Superintendent and Treasurer shall report to the Board on how the budget is balanced with a concise narrative, and if the budget is not in balance, the Superintendent and Treasurer will clearly delineate why and present a plan of options for corrective action within 90 days of the initial report.

3. General Fund Balance

The District shall maintain a General Fund Balance as follows:

- An unencumbered operating reserve equivalent to 10% (36.5 days of operating cash) or more of the General Fund's annual expenditure budget at fiscal year-end.
- The District will also only expend up to 100% of the District's annual available resources minus the prior year's reserve without board approval until an unencumbered operating reserve of 20% is met.

4. Use of One-Time Resources

Once the General Fund budget is brought into structural balance, one-time resources such as proceeds from asset sales, debt refinancing, one-time grants, revenue windfalls, budget savings, and similar non-recurring revenues shall not be used for current or new operating expenses. Appropriate uses of one-time resources include establishing and rebuilding emergency and operating reserves, early retirement of debt, capital expenditures and other non-recurring expenditures.

5. Accounting and Financial Reporting

The District will conform to generally accepted accounting principles as promulgated by Government Account Standards Board (GASB) and the Government Finance Officers Association (GFOA). Reporting will include the following:

- Interim Financial Reports: The Treasurer will prepare monthly financial reports for the Board of Education that analyze and evaluate the District's financial performance based upon the District's spending plan which is a month by month breakdown of anticipated revenues and expenditures for the entire fiscal year.
- Red Flag Exceptions: The Treasurer shall advise the Board of Education of significant negative or positive financial information as soon as he or she becomes aware of it and assesses the impact of the financial information on the District's financial situation.

6. Grants

District Staff will identify, apply for and effectively administer federal, state, local and other grants, which address the District's priorities and policy objectives and provide a positive cost benefit to the District, as determined by the Superintendent or his/her designee.

7. Financial Planning

The District shall develop a long-range financial plan that forecasts General Fund expenditures and revenues, which will include three years of history and five years of projections. The long-range financial plan will be updated and filed with the State of Ohio before every May 31st and October 31st. As part of the budget process, the Treasurer will advise the Board of potential long-range positive and negative trends along with an executive summary of those trends. The long-range financial plan should include an analysis of such factors as:

- State Revenue and Expenditure Impacts
- Legislative Issues Passed and Pending
- Real Estate Development - Commercial and Residential
- Demographic Changes Effecting Student Population
- And Other Indicators Affecting Funding and Expenditures

8. General Obligation Debt Limits

In keeping with the policy of fiscal responsibility, the District will stay within the General Assemblies debt limitations of nine percent of its tax valuation, except where allowed by law.

9. Policy Annual Review

Each fiscal year, the District's Community Audit Advisory Committee (CAAC) will review/revise this policy and make recommendations to the Board of Education for adoption.

SECTION III

Cash Summary Report (all funds)
Disbursement Summary Report
Lebanon CSD Bank Reconciliation Report
Lebanon CSD Payroll Reconciliation Report
Lebanon CSD Investment Report
Lebanon CSD Interest Earnings Report



LEBANON CITY SCHOOL DISTRICT

Cash Summary Report

FUND-SCC	Description	Initial Cash	MTD Received	FYTD Received	MTD Expended	FYTD Expended	Fund Balance	Encumbrance	Unencumbered Balance
001-0000	General Fund	\$ 24,748,611.37	\$ 2,498,292.98	\$ 63,057,551.78	\$ 6,169,682.01	\$ 61,973,517.18	\$ 25,832,645.97	\$ 1,290,992.67	\$ 24,541,653.30
001-9800	Summer School	0.00	0.00	2,069.34	0.00	2,069.34	0.00	0.00	0.00
002-0000	Bond Retirement Fund	9,264,452.11	124.73	4,590,322.79	0.00	4,466,601.52	9,388,173.38	82.41	9,388,090.97
003-9008	Lebanon Athletic Facilities Improvements	44,744.85	8.25	44.29	0.00	0.00	44,789.14	0.00	44,789.14
003-9099	Capital Projects Fund	1,565,272.50	486.55	1,873,427.48	60,339.22	1,935,243.28	1,503,456.70	609,091.71	894,364.99
004-9000	Building Fund	44,832.98	8.26	44.38	0.00	0.00	44,877.36	0.00	44,877.36
004-9001	Energy Conservation Fund	9,994.32	0.00	0.00	0.00	0.00	9,994.32	0.00	9,994.32
004-9002	2013 Building Fund LFI	(68,711.34)	0.00	0.00	0.00	22,933.89	(91,645.23)	34,572.17	(126,217.40)
004-9003	Building Fund/LFI Interest	568,725.79	0.00	51.18	0.00	515,487.23	53,289.74	99,443.76	(46,154.02)
006-0000	Cafeteria Fund	137,755.99	320,618.15	2,272,194.45	92,269.95	1,658,638.20	751,312.24	10,073.11	741,239.13
007-9002	Coca-Cola Scholarship Fund	6.75	0.00	0.00	0.00	0.00	6.75	0.00	6.75
007-9003	Lebanon CSD Administration Scholarship Fund	393.22	0.77	2,168.30	0.00	1,500.00	1,061.52	0.00	1,061.52
007-9006	Dennis Barr Jeffery Memorial Scholarship Fund	352.04	0.33	301.06	0.00	200.00	453.10	0.00	453.10
007-9007	Audrey Aileen Kite Scholarship Fund	142,636.08	134.97	402.07	0.00	5,000.00	138,038.15	0.00	138,038.15
007-9009	Jarod Bennett Memorial Fund	507.91	0.37	0.99	0.00	0.00	508.90	0.00	508.90
007-9013	Donald L. Palmer Scholarship Fund	8,398.60	5.73	16.37	0.00	500.00	7,914.97	0.00	7,914.97
007-9014	Jerry Michael Scholarship	0.65	0.00	0.00	0.00	0.00	0.65	0.00	0.65
007-9015	Al Russell Memorial Scholarship Trust Fund	12.91	0.00	0.00	0.00	0.00	12.91	0.00	12.91
007-9017	Diversity and Achievement Scholarship	114.69	0.08	10,000.26	0.00	10,000.00	114.95	0.00	114.95
007-9018	Carolyn Lambert Scholarship	2.70	0.00	0.00	0.00	0.00	2.70	0.00	2.70
007-9019	Gloria Taylor Memorial Scholarship	10,800.44	7.84	1,022.67	0.00	1,000.00	10,823.11	0.00	10,823.11
007-9100	Molly McCool Memorial Scholarship Fund	202.26	0.15	0.41	0.00	0.00	202.67	0.00	202.67
007-9101	Rosalee Satchell/Domino's Pizza Scholar. Fund	8,311.71	7.87	23.95	0.00	500.00	7,835.66	0.00	7,835.66
008-0000	Louisa Jurey Wright Scholarship Fund	15,447.29	10.97	16.35	0.00	400.00	15,063.64	0.00	15,063.64
008-9001	Michael Rourke Scholarship Fund	3,334.09	4.47	12.44	0.00	0.00	3,346.53	0.00	3,346.53
008-9002	Friends of Academics Scholarship Fund	100,881.03	18.42	1,649.94	0.00	2,500.00	100,030.97	0.00	100,030.97
008-9004	Ron LeFeber Memorial Scholarship Fund	7,771.12	9.40	278.43	0.00	1,000.00	7,049.55	0.00	7,049.55
009-9004	LJHS USS Fund	11,009.11	254.75	33,975.51	3,261.36	41,580.36	3,404.26	81.02	3,323.24
009-9005	LHS USS Fund	111,213.87	4,146.01	290,114.06	8,446.10	255,707.27	145,620.66	12,215.47	133,405.19

LEBANON CITY SCHOOL DISTRICT

Cash Summary Report

FUND-SCC	Description	Initial Cash	MTD Received	FYTD Received	MTD Expended	FYTD Expended	Fund Balance	Encumbrance	Unencumbered Balance
009-9006	Bowman USS Fund	\$ 61.50	\$ 765.82	\$ 46,970.50	\$ 821.11	\$ 47,032.00	\$ 0.00	\$ 0.00	\$ 0.00
009-9007	Berry USS Fund	6,281.58	129.50	26,664.70	255.72	29,194.23	3,752.05	110.00	3,642.05
009-9008	Donovan USS Fund	15,983.92	235.00	24,497.00	0.00	18,031.45	22,449.47	102.78	22,346.69
009-9009	Art USS Fund	428.81	6,831.07	52,823.87	10,823.57	53,252.68	0.00	0.00	0.00
009-9010	Math Grades 6-8 USS	0.00	116,341.21	369,054.36	116,341.21	369,054.36	0.00	0.00	0.00
009-9011	Virtual Learning Supplies	4,425.00	0.00	2,218.10	0.00	0.00	6,643.10	0.00	6,643.10
010-9000	Classroom Facilities Project State Share	(34,118.60)	0.00	0.00	0.00	4,932.94	(39,051.54)	345,007.33	(384,058.87)
010-9001	Classroom Facilities Project Local Share	155,508.85	0.00	0.00	0.00	2,724.52	152,784.33	191,481.00	(38,696.67)
010-9900	Classroom Facilities State Share/Interest	332,471.04	0.00	51.18	0.00	0.00	332,522.22	0.00	332,522.22
010-9901	Classroom Facilities Local Share/Interest	623,964.85	1,730.91	79,318.20	0.00	0.00	703,283.05	0.00	703,283.05
018-9000	LJHS Neediest Kids of All	890.80	0.00	400.00	396.27	396.27	894.53	0.00	894.53
018-9001	Bowman Needist Kids of All Fund	209.16	0.00	1,500.00	216.24	1,698.31	10.85	0.00	10.85
018-9002	LJHS Bookstore	4,019.14	0.00	3,166.16	0.00	882.02	6,303.28	0.00	6,303.28
018-9003	Donovan Neediest Kids of All Fund	584.16	0.00	2,000.00	0.00	1,803.11	781.05	0.00	781.05
018-9005	Berry Neediest Kids of All Fund	265.82	0.00	1,000.00	0.00	1,094.89	170.93	0.00	170.93
018-9007	LJHS Teacher's Lounge Fund	637.13	64.19	516.42	62.14	199.62	953.93	0.00	953.93
018-9008	Art To Remember	7.07	0.00	0.00	0.00	0.00	7.07	0.00	7.07
018-9010	Transportation Department's Lounge Fund	306.73	29.68	265.62	0.00	180.00	392.35	0.00	392.35
018-9011	Donovan Media Center Fund	11,245.47	0.00	7,990.30	0.00	7,989.09	11,246.68	0.00	11,246.68
018-9013	Bowman Media Center Fund	10,692.42	0.00	6,689.80	0.00	6,025.29	11,356.93	114.65	11,242.28
018-9015	LJHS Building Fund	28,760.37	0.00	5,994.42	1,675.00	14,162.14	20,592.65	201.91	20,390.74
018-9016	Camp Joy Fund (Berry)	10,653.75	0.00	420.00	0.00	2,000.00	9,073.75	0.00	9,073.75
018-9017	PUBLIC SCHOOL SUPPORT	0.00	0.00	0.00	0.00	0.00	0.00	7.46	(7.46)
018-9019	Donovan Building Fund	17,529.36	60.63	30,680.78	708.17	36,915.30	11,294.84	0.00	11,294.84
018-9021	Bowman Building Fund	27,182.65	1,050.15	46,253.32	400.00	44,620.39	28,815.58	70.57	28,745.01
018-9023	Berry Building Fund	16,421.00	44.00	21,509.44	150.75	15,260.42	22,670.02	295.00	22,375.02
018-9024	LHS Building Fund	15,314.96	(233.58)	10,051.32	650.69	8,389.44	16,976.84	1,405.01	15,571.83
018-9025	LHS Bridges Fund	0.00	74.08	1,412.24	74.08	1,412.24	0.00	0.00	0.00
018-9027	LJHS Media Center Fund	3,006.83	0.00	2,112.01	0.00	2,112.01	3,006.83	0.00	3,006.83
018-9028	Berry Media Center Fund	2,451.80	0.00	14,125.85	0.00	13,505.13	3,072.52	0.00	3,072.52
019-9002	Making Middle Schools Work Grant	315.00	0.00	0.00	0.00	0.00	315.00	0.00	315.00
019-9003	Greater Cincy Foundation Grant Learning Links	0.00	0.00	1,231.00	0.00	1,170.00	61.00	0.00	61.00

LEBANON CITY SCHOOL DISTRICT

Cash Summary Report

FUND-SCC	Description	Initial Cash	MTD Received	FYTD Received	MTD Expended	FYTD Expended	Fund Balance	Encumbrance	Unencumbered Balance
019-9005	Greater Cincy Foundation Grant Learning Links	\$ 12.18	\$ 0.00	\$ 0.00	\$ 0.00	\$ 0.00	\$ 12.18	\$ 0.00	\$ 12.18
019-9006	Warren County Board of Dev Disabilites Grant	0.00	0.00	49,484.00	4,363.31	44,744.08	4,739.92	0.00	4,739.92
019-9008	Donovan Economics Program Fund	107.24	0.00	0.00	0.00	0.00	107.24	0.00	107.24
019-9010	Action for Healthy Kids (Frank)	2.33	0.00	0.00	0.00	0.00	2.33	0.00	2.33
019-9011	LEARNING LINKS GRANT-Sensory Breaks Bow -John	3.52	0.00	0.00	0.00	0.00	3.52	0.00	3.52
019-9013	Marth Holden Jennings Grant - McAndrews	4,811.25	0.00	0.00	0.00	0.00	4,811.25	0.00	4,811.25
019-9014	Morning Movers Grant	73.33	0.00	0.00	0.00	0.00	73.33	0.00	73.33
019-9016	FUSE Grant - Donovan	199.62	0.00	4,000.00	0.00	4,196.75	2.87	0.00	2.87
019-9019	Virginia Hamilton Grant	6.06	0.00	0.00	0.00	0.00	6.06	0.00	6.06
019-9020	LEARNING LINKS GRANT - SENSORY BREAKS LHS	12.21	0.00	0.00	0.00	0.00	12.21	0.00	12.21
019-9021	Learning Links Grant-RTI Lending Closet Mashe	3.21	0.00	0.00	0.00	0.00	3.21	0.00	3.21
019-9022	Hope Squad, Suicide Prevention Grant	283.39	0.00	0.00	0.00	0.00	283.39	0.00	283.39
019-9024	Library and Svcs Tech Cares Act Mini Grant	0.40	0.00	0.00	0.00	0.00	0.40	0.00	0.40
019-9025	CARE Project Grant	6,100.34	3,232.87	15,550.01	3,232.87	21,650.35	0.00	0.00	0.00
019-9026	Port Authority Career Tech Grant	0.00	29,824.93	113,095.70	27,707.35	110,978.12	2,117.58	0.00	2,117.58
019-9027	High Schools That Work Mini Grant - LJHS	923.29	0.00	0.00	0.00	298.26	625.03	0.00	625.03
019-9028	Learning Links Grant - Career Tech	0.00	0.00	2,500.00	0.00	2,427.41	72.59	0.00	72.59
022-9000	Volleyball Tournament Fund	0.00	232.95	4,725.67	232.95	4,725.67	0.00	0.00	0.00
022-9001	Boys Soccer Tournament Fund	0.00	0.00	300.00	0.00	263.64	36.36	0.00	36.36
022-9002	Girls Soccer Tournament Fund	0.00	248.24	1,519.72	248.24	1,519.72	0.00	0.00	0.00
022-9004	Wrestling Tournament Fund	759.83	0.00	5,081.36	0.00	5,008.55	832.64	200.00	632.64
022-9005	Baseball Tournament Fund	219.00	368.46	628.46	418.46	637.46	210.00	210.00	0.00
022-9006	Softball Tournament Fund	0.00	1,293.18	2,571.01	1,653.18	2,151.01	420.00	420.00	0.00
022-9008	Girls Lacrosse Tournament Fund	0.00	0.00	212.77	0.00	212.77	0.00	0.00	0.00
022-9009	Track Tournament Fund	0.00	3,359.79	5,959.79	5,959.79	5,959.79	0.00	0.00	0.00
034-0000	Classroom Facilities Maintenance .5 Mill	1,210,431.77	172.65	452,939.78	12,537.00	725,600.47	937,771.08	621,514.48	316,256.60
200-9000	Junior Council on World Affairs Fund	1,339.06	0.00	0.00	0.00	0.00	1,339.06	0.00	1,339.06
200-9001	LHS Art Club Fund	164.94	0.00	0.00	0.00	0.00	164.94	0.00	164.94

LEBANON CITY SCHOOL DISTRICT

Cash Summary Report

FUND-SCC	Description	Initial Cash	MTD Received	FYTD Received	MTD Expended	FYTD Expended	Fund Balance	Encumbrance	Unencumbered Balance
200-9002	LHS Class of 2014	\$ 6,070.27	\$ 0.00	\$ 0.00	\$ 0.00	\$ 0.00	\$ 6,070.27	\$ 0.00	\$ 6,070.27
200-9003	LHS Drama Club Fund	9,506.55	0.00	0.00	0.00	0.00	9,506.55	0.00	9,506.55
200-9004	LHS French Club Fund	362.22	0.00	0.00	0.00	0.00	362.22	0.00	362.22
200-9005	LHS Spanish Club Fund	748.08	0.00	0.00	0.00	0.00	748.08	0.00	748.08
200-9006	FCCLA Fund	3,262.99	0.00	0.00	0.00	0.00	3,262.99	0.00	3,262.99
200-9007	FBLA Fund	1,288.11	0.00	4,571.00	0.00	3,936.00	1,923.11	349.00	1,574.11
200-9008	National Honor Society Fund	3,850.27	0.00	3,153.55	149.95	2,781.10	4,222.72	0.00	4,222.72
200-9009	LHS Musical Fund	3,510.00	1,141.00	3,741.29	1,141.00	7,251.29	0.00	0.00	0.00
200-9010	LHS War-Zone Spirit Club	121.64	0.00	0.00	0.00	0.00	121.64	0.00	121.64
200-9011	LHS Recording Club	1,189.28	0.00	875.00	0.00	883.61	1,180.67	0.00	1,180.67
200-9012	AFJROTC FUnd	11,168.85	0.00	2,075.00	0.00	391.80	12,852.05	0.00	12,852.05
200-9013	LJHS Student Council Fund	9,002.66	0.00	0.00	0.00	694.81	8,307.85	850.20	7,457.65
200-9014	LHS Class of 2019	1,407.81	0.00	0.00	0.00	0.00	1,407.81	0.00	1,407.81
200-9015	Orchestra Fund	0.00	3,856.91	12,714.23	3,868.91	12,714.23	0.00	0.00	0.00
200-9016	LHS Student Council Fund	10,019.24	0.00	39,043.00	0.00	33,356.64	15,705.60	200.00	15,505.60
200-9017	LJHS Warrior Pride Yearbook Fund	14,283.33	0.00	880.00	0.00	173.70	14,989.63	0.00	14,989.63
200-9018	Lebanon Robotics	2,004.53	0.00	0.00	0.00	0.00	2,004.53	0.00	2,004.53
200-9019	LHS Class of 2016	7,525.10	0.00	0.00	0.00	0.00	7,525.10	0.00	7,525.10
200-9020	LHS Class of 2015	3,111.97	0.00	0.00	0.00	0.00	3,111.97	0.00	3,111.97
200-9021	LHS CLASS OF 2017	3,581.43	0.00	0.00	0.00	0.00	3,581.43	0.00	3,581.43
200-9025	Key Club	1,462.77	0.00	320.00	0.00	280.00	1,502.77	0.00	1,502.77
200-9026	LHS Class of 2008 Fund	1,044.09	0.00	0.00	0.00	0.00	1,044.09	0.00	1,044.09
200-9027	LHS Outdoor Adventure Club	1,900.62	0.00	0.00	0.00	0.00	1,900.62	0.00	1,900.62
200-9028	LHS Class of 2010	615.12	0.00	0.00	0.00	0.00	615.12	0.00	615.12
200-9029	LHS Yearbook Fund	21,594.19	0.00	13,150.00	2,048.00	7,096.40	27,647.79	5,781.30	21,866.49
200-9030	LJHS Times for Teens Newspaper	1,973.38	0.00	0.00	0.00	138.89	1,834.49	0.00	1,834.49
200-9031	LHS CLASS OF 2020	1,085.08	0.00	106.62	106.62	896.62	295.08	0.00	295.08
200-9032	LHS Ecology Club Fund	307.22	0.00	86.00	0.00	0.00	393.22	0.00	393.22
200-9033	LHS Science Olympiad Fund	69.54	123.46	507.38	123.46	576.92	0.00	0.00	0.00
200-9034	LHS Class of 2018	2,401.71	0.00	0.00	0.00	0.00	2,401.71	0.00	2,401.71
200-9035	LJHS Drama Club	26,804.99	0.00	7,449.00	0.00	5,605.70	28,648.29	0.00	28,648.29
200-9037	LJHS Renaissance Academic Success Fund	538.73	86.75	1,243.33	239.61	1,782.06	0.00	0.00	0.00
200-9038	LHS Intramurals Fund	210.27	0.00	0.00	0.00	0.00	210.27	0.00	210.27
200-9040	Daylight Prom	2,026.77	0.00	0.00	870.00	870.00	1,156.77	0.00	1,156.77
200-9041	LHS CLASS OF 2012	145.90	0.00	0.00	0.00	0.00	145.90	0.00	145.90
200-9043	LHS CLASS OF 2013	879.46	0.00	0.00	0.00	0.00	879.46	0.00	879.46
200-9044	Donovan Student Council	363.63	0.00	0.00	0.00	0.00	363.63	0.00	363.63

LEBANON CITY SCHOOL DISTRICT

Cash Summary Report

FUND-SCC	Description	Initial Cash	MTD Received	FYTD Received	MTD Expended	FYTD Expended	Fund Balance	Encumbrance	Unencumbered Balance
200-9045	LJHS Science Club	\$ 709.22	\$ 0.00	\$ 0.00	\$ 0.00	\$ 0.00	\$ 709.22	\$ 0.00	\$ 709.22
200-9046	LHS Gender Sexuality Alliance (GSA)	887.10	0.00	0.00	0.00	0.00	887.10	0.00	887.10
200-9047	LJHS Builder's Club	22.50	0.00	0.00	0.00	0.00	22.50	0.00	22.50
200-9048	LHS Class of 2022	3,139.59	0.00	40,088.75	0.00	34,696.40	8,531.94	0.00	8,531.94
200-9050	LJHS Pop Culture Club	247.86	0.00	0.00	0.00	0.00	247.86	0.00	247.86
200-9051	LHS Beverage Cart	472.81	0.00	54.38	27.19	54.38	472.81	0.00	472.81
200-9052	LHS Class of 2023	1,157.58	0.00	2,904.75	0.00	768.55	3,293.78	0.00	3,293.78
200-9054	LHS Hope Squad	0.00	0.00	2,266.33	0.00	571.79	1,694.54	0.00	1,694.54
200-9055	LJHS WarZone	1,381.00	0.00	1,259.00	0.00	1,727.31	912.69	0.00	912.69
200-9056	LHS Class of 2024	428.60	0.00	935.00	0.00	314.93	1,048.67	0.00	1,048.67
200-9057	LHS CLASS OF 2025	0.00	0.00	2,012.56	0.00	204.00	1,808.56	0.00	1,808.56
200-9058	Berry Student Council	0.00	0.00	1,876.44	0.00	699.44	1,177.00	0.00	1,177.00
300-9401	LHS Winter Guard	0.00	4,193.65	21,771.95	4,493.65	21,771.95	0.00	0.00	0.00
300-9402	LJHS Winter Guard	0.00	1,212.98	12,621.44	3,652.73	12,621.44	0.00	0.00	0.00
300-9403	Intermediate Winter Guard	0.00	0.00	2,400.00	0.00	752.73	1,647.27	300.00	1,347.27
300-9404	LHS Drumline	0.00	16,867.93	56,344.84	16,867.93	56,344.84	0.00	0.00	0.00
300-9405	LJHS Drumline	0.00	871.37	2,734.11	871.37	2,734.11	0.00	0.00	0.00
300-9500	LHS Athletic Department	6,050.52	10,395.62	431,347.36	33,625.71	434,374.09	3,023.79	2,800.59	223.20
300-9505	LHS Captain's Council	727.18	2,712.18	8,251.54	2,712.18	8,978.72	0.00	0.00	0.00
300-9506	Boys Club Volleyball	0.00	0.00	4,905.00	1,068.00	3,103.20	1,801.80	0.00	1,801.80
300-9514	LJHS Athletic Department Fund	11,257.14	0.00	33,571.50	5,918.95	32,598.85	12,229.79	3.91	12,225.88
300-9515	LJHS Athletic Concessions	5,603.68	0.00	5,982.51	545.00	10,985.24	600.95	0.00	600.95
300-9993	LHS Baseball Team - Historical Society	2,104.40	0.00	16,367.31	0.00	10,662.58	7,809.13	0.00	7,809.13
401-9021	St. Francis Auxiliary Services FY 21	41,561.76	0.00	0.00	0.00	41,561.76	0.00	0.00	0.00
401-9022	ST. Francis Auxiliary Services FY 22	3.25	11.18	144,954.77	6,189.56	84,222.82	60,735.20	4,856.43	55,878.77
401-9120	LEBANON UNITED METHODIST KINDERGARTEN FY 20	743.36	0.00	0.00	0.00	743.36	0.00	0.00	0.00
401-9121	LEBANON UNITED METHODIST KINDERGARTEN FY 21	8,035.78	0.00	0.00	0.00	8,035.78	0.00	0.00	0.00
401-9122	Lebanon United Methodist Kindergarten FY 22	0.00	2.68	16,727.89	69.62	2,189.06	14,538.83	2,398.41	12,140.42
401-9220	LEBANON CHRISTIAN AUXILIARY SERVICES FY 20	2,500.00	0.00	0.00	0.00	2,500.00	0.00	0.00	0.00
401-9221	LEBANON CHRISTIAN AUXILIARY SERVICES FY 21	67,113.73	0.00	21,373.11	0.00	88,486.84	0.00	0.00	0.00
401-9222	Lebanon Christian Auxiliary Services FY 22	6.50	21.96	348,413.81	26,045.25	229,152.72	119,267.59	64,381.99	54,885.60

LEBANON CITY SCHOOL DISTRICT

Cash Summary Report

FUND-SCC	Description	Initial Cash	MTD Received	FYTD Received	MTD Expended	FYTD Expended	Fund Balance	Encumbrance	Unencumbered Balance
451-9021	FY 21 CONNECTIVITY GRANT	\$ 9,000.00	\$ 0.00	\$ 0.00	\$ 0.00	\$ 9,000.00	\$ 0.00	\$ 0.00	\$ 0.00
451-9022	FY 22 Connectivity Grant	0.00	0.00	9,000.00	0.00	4,500.00	4,500.00	0.00	4,500.00
461-9022	Making Middle Schools Work	0.00	986.28	2,958.84	986.28	2,852.26	106.58	106.58	0.00
461-9118	Making Middle Grades Work - Berry	115.34	0.00	0.00	0.00	0.00	115.34	0.00	115.34
467-9020	Student Wellness and Success Fund	672,572.29	0.00	0.00	70,517.96	356,141.37	316,430.92	52.74	316,378.18
499-9001	School Bus Purchase Program	0.00	0.00	37,934.56	0.00	37,934.56	0.00	0.00	0.00
499-9002	School Bus Purchase Program	0.00	180,000.00	540,000.00	180,000.00	360,000.00	180,000.00	180,000.00	0.00
499-9020	School Safety Grant	23,746.25	0.00	0.00	0.00	0.00	23,746.25	0.00	23,746.25
499-9021	Parent Mentor Grant FY 21	3.25	0.00	2,604.58	0.00	2,607.83	0.00	0.00	0.00
499-9022	PARENT MENTOR GRANT FY 22	0.00	3,543.33	33,524.01	3,394.09	33,516.64	7.37	7.37	0.00
499-9023	Parent Mentor Grant FY 23	0.00	27,538.68	27,538.68	0.00	0.00	27,538.68	0.00	27,538.68
507-9021	ESSER Grant Funds (CoVid)	0.00	0.00	40,683.01	0.00	40,683.01	0.00	0.00	0.00
507-9022	ESSER II GRANT FUNDS (COVID)	21,900.00	588,678.37	1,585,160.23	34,012.07	1,403,786.31	203,273.92	240,669.31	(37,395.39)
507-9122	ESSER ARP GRANT FUNDS (COVID)	0.00	19,361.04	394,876.37	128,050.32	587,785.61	(192,909.24)	1,810,184.18	(2,003,093.42)
516-9021	IDEA, PART B FY 21	17,218.85	0.00	255,183.42	0.00	272,402.27	0.00	0.00	0.00
516-9022	IDEA, PART B FY 22	2,417.18	192,421.25	1,496,001.47	278,534.47	1,455,964.94	42,453.71	140,072.15	(97,618.44)
516-9121	IDEA, PART B RESTORATION FY 21	25,800.00	0.00	83,202.71	0.00	109,002.71	0.00	0.00	0.00
516-9222	IDEA, Part B ESSER Funds	0.00	5,876.50	40,290.19	5,876.50	36,481.19	3,809.00	3,809.00	0.00
551-9022	Title III, LEP FY 22	0.00	2,786.07	24,630.41	2,786.07	22,662.80	1,967.61	1,967.61	0.00
572-9021	TITLE I FY 21	11,213.49	0.00	178,717.53	0.00	161,920.33	28,010.69	0.00	28,010.69
572-9022	TITLE I FY 22	0.00	225,997.66	835,048.87	223,350.90	833,935.70	1,113.17	1,113.17	0.00
572-9122	Expanding Opportunities Grant FY22	0.00	23,609.42	56,498.10	26,828.69	46,836.53	9,661.57	9,661.57	0.00
584-9022	Title IV-A Student Support and Acad. Enrich.	0.00	15,151.86	58,243.66	21,048.62	55,433.33	2,810.33	2,810.33	0.00
587-9022	IDEA, Early Childhood Education FY 22	0.00	2,820.50	33,845.95	2,820.50	33,845.95	0.00	0.00	0.00
587-9121	Preschool Restoration Funds FY 21	22,093.64	0.00	36,327.38	0.00	58,421.02	0.00	0.00	0.00
587-9122	ARP Early Childhood Education	0.00	1,200.38	3,641.14	1,220.38	3,641.14	0.00	0.00	0.00
590-9021	TITLE II-A FY 21	39,779.30	0.00	22,193.17	0.00	61,972.47	0.00	0.00	0.00
590-9022	TITLE II-A FY 22	0.00	26,239.26	87,688.61	0.00	50,759.39	36,929.22	0.00	36,929.22
599-9021	Title IV-A Student Support and Acad. Enrich.	5,392.00	0.00	12,311.93	0.00	17,703.93	0.00	0.00	0.00
Grand		\$ 40,378,871.53	\$ 4,347,705.05	\$ 80,720,357.93	\$ 7,612,988.28	\$ 79,738,868.12	\$ 41,360,361.34	\$ 5,690,068.35	\$ 35,670,292.99

Start Date: 06/01/2022

End Date: 06/30/2022

LEBANON CITY SCHOOL DISTRICT

Disbursement Summary Report

Reference Number	Check Number	Type	Date	Name	Vendor #	Status	Reconcile Date	Void Date	Amount
39090	1	ACCOUNTS_PAYA	6/30/2022	Ref Pay LLC	900006	OUTSTANDING			\$ 31,922.00
		BLE							
38747	180566	ACCOUNTS_PAYA	6/15/2022	Alford, David	809827	OUTSTANDING			275.00
		BLE							
38752	180567	ACCOUNTS_PAYA	6/15/2022	ELLISON; LYNN	50562	RECONCILED	6/30/2022		375.00
		BLE							
38751	180568	ACCOUNTS_PAYA	6/15/2022	Sheanshang, Anna	804782	RECONCILED	6/30/2022		341.10
		BLE							
38749	180569	ACCOUNTS_PAYA	6/15/2022	RICHARDSON; STEVEN	808280	RECONCILED	6/30/2022		700.00
		BLE							
38748	180570	ACCOUNTS_PAYA	6/15/2022	OVERLA; RACHEL	808830	RECONCILED	6/30/2022		700.00
		BLE							
38750	180571	ACCOUNTS_PAYA	6/15/2022	MOLINA; TESSA	809550	RECONCILED	6/30/2022		341.10
		BLE							
38755	180572	ACCOUNTS_PAYA	6/16/2022	TAYLOR, SUZANNE	520830	OUTSTANDING			375.00
		BLE							
38757	180573	ACCOUNTS_PAYA	6/16/2022	FLORENCE, STEPHEN	802844	OUTSTANDING			700.00
		BLE							
38756	180574	ACCOUNTS_PAYA	6/16/2022	SAVAGE, EMILY	805709	OUTSTANDING			700.00
		BLE							
38761	180575	ACCOUNTS_PAYA	6/16/2022	CHASTEEN, JOSHUA	807376	OUTSTANDING			700.00
		BLE							
38760	180576	ACCOUNTS_PAYA	6/16/2022	GORSUCH, WHITNEY	807483	OUTSTANDING			700.00
		BLE							
38759	180577	ACCOUNTS_PAYA	6/16/2022	IMHOFF; NATE	808745	OUTSTANDING			700.00
		BLE							
38762	180578	ACCOUNTS_PAYA	6/16/2022	Chivington; Nathan	809280	OUTSTANDING			700.00
		BLE							
38758	180579	ACCOUNTS_PAYA	6/16/2022	McMurray, Shauna	809828	OUTSTANDING			700.00
		BLE							
38873	180689	ACCOUNTS_PAYA	6/22/2022	Booher; Joseph/Irina	808956	OUTSTANDING			51.30
		BLE							
38874	180690	ACCOUNTS_PAYA	6/22/2022	Lynch; Jennifer	809199	OUTSTANDING			5.00
		BLE							
38872	180691	ACCOUNTS_PAYA	6/22/2022	Havens, Flora	809866	OUTSTANDING			25.00
		BLE							
38871	180692	ACCOUNTS_PAYA	6/22/2022	Burton, Kayla	809867	OUTSTANDING			6.00
		BLE							
38878	180693	ACCOUNTS_PAYA	6/22/2022	Wedberg, Chelsea	809868	OUTSTANDING			6.00
		BLE							
38877	180694	ACCOUNTS_PAYA	6/22/2022	Farrington, Ace/Jennifer	809869	OUTSTANDING			15.00
		BLE							
38876	180695	ACCOUNTS_PAYA	6/22/2022	Gil-Zamudio, Esmeralda	809870	OUTSTANDING			14.00
		BLE							
38879	180696	ACCOUNTS_PAYA	6/22/2022	Focht, Heather	809871	OUTSTANDING			9.00
		BLE							
38880	180697	ACCOUNTS_PAYA	6/22/2022	Scott, Emily	809872	OUTSTANDING			10.00
		BLE							

Start Date: 06/01/2022

End Date: 06/30/2022

LEBANON CITY SCHOOL DISTRICT

Disbursement Summary Report

Reference Number	Check Number	Type	Date	Name	Vendor #	Status	Reconcile Date	Void Date	Amount
38875	180698	ACCOUNTS_PAYA	6/22/2022	King, Randy	809873	OUTSTANDING			\$ 9.00
		BLE							
39028	180704	ACCOUNTS_PAYA	6/24/2022	4IMPRINT, INC.	803345	OUTSTANDING			860.19
		BLE							
38977	180705	ACCOUNTS_PAYA	6/24/2022	Ace Hardware	802545	OUTSTANDING			13.98
		BLE		W.C.					
38970	180706	ACCOUNTS_PAYA	6/24/2022	AIRGAS USA LLC	804036	OUTSTANDING			375.49
		BLE							
39051	180707	ACCOUNTS_PAYA	6/24/2022	ALC SCHOOLS	809200	OUTSTANDING			6,985.00
		BLE		LLC					
38892	180708	ACCOUNTS_PAYA	6/24/2022	AMAZON	808695	OUTSTANDING			13,720.30
		BLE		CAPITAL SERVICES					
38929	180709	ACCOUNTS_PAYA	6/24/2022	APPLE INC.	10920	OUTSTANDING			36.00
		BLE							
38979	180710	ACCOUNTS_PAYA	6/24/2022	ARAMARK	10925	OUTSTANDING			472.48
		BLE		UNIFORM SERVICES					
38918	180711	ACCOUNTS_PAYA	6/24/2022	ARETZ FLORIST	10963	OUTSTANDING			316.00
		BLE							
38914	180712	ACCOUNTS_PAYA	6/24/2022	TREASURER OF	520037	RECONCILED	6/30/2022		369.00
		BLE		STATE					
39011	180713	ACCOUNTS_PAYA	6/24/2022	AWARDS OF	804212	OUTSTANDING			96.75
		BLE		EXCELLENCE					
38899	180714	ACCOUNTS_PAYA	6/24/2022	B&H PHOTO-	802150	OUTSTANDING			1,852.64
		BLE		VIDEO					
39016	180715	ACCOUNTS_PAYA	6/24/2022	BACON: AARON	806618	OUTSTANDING			163.47
		BLE							
38895	180716	ACCOUNTS_PAYA	6/24/2022	BEST DRIVE LLC	807700	OUTSTANDING			1,176.00
		BLE							
38944	180717	ACCOUNTS_PAYA	6/24/2022	BETHESDA	20453	OUTSTANDING			6,487.75
		BLE		HEALTHCARE INC.					
39035	180718	ACCOUNTS_PAYA	6/24/2022	BOOKMAN; MARY	20588	OUTSTANDING			84.14
		BLE							
39025	180719	ACCOUNTS_PAYA	6/24/2022	BOSDELL: EMILY	807346	OUTSTANDING			26.33
		BLE							
38926	180720	ACCOUNTS_PAYA	6/24/2022	BRANT'S LLC	808907	OUTSTANDING			132.21
		BLE							
39013	180721	ACCOUNTS_PAYA	6/24/2022	BRICKER &	20810	OUTSTANDING			1,236.50
		BLE		ECKLER LLP					
39000	180722	ACCOUNTS_PAYA	6/24/2022	BRUNK; ALEX	802936	OUTSTANDING			261.98
		BLE							
38966	180723	ACCOUNTS_PAYA	6/24/2022	BSN SPORTS ,	20920	OUTSTANDING			3,070.58
		BLE		LLC					
38962	180724	ACCOUNTS_PAYA	6/24/2022	BUCKEYE TIMING	808238	OUTSTANDING			2,049.00
		BLE		LLC					
39019	180725	ACCOUNTS_PAYA	6/24/2022	BULK	808620	OUTSTANDING			565.00

Start Date: 06/01/2022

End Date: 06/30/2022

LEBANON CITY SCHOOL DISTRICT

Disbursement Summary Report

Reference Number	Check Number	Type	Date	Name	Vendor #	Status	Reconcile Date	Void Date	Amount
		BLE		BOOKSTORE					
38928	180726	ACCOUNTS_PAYA	6/24/2022	BUTLER CO. ESC	804648	OUTSTANDING			\$ 18,269.40
		BLE							
39029	180727	ACCOUNTS_PAYA	6/24/2022	BUTLER; SCOTT	21137	OUTSTANDING			145.14
		BLE							
38959	180728	ACCOUNTS_PAYA	6/24/2022	CDW	30015	OUTSTANDING			598.84
		BLE		GOVERNMENT INC.					
39026	180729	ACCOUNTS_PAYA	6/24/2022	CENGAGE	808462	OUTSTANDING			366.30
		BLE		LEARNING INC/GALE					
38952	180730	ACCOUNTS_PAYA	6/24/2022	CENTERS; JESSICA	809615	OUTSTANDING			15.00
		BLE							
38927	180731	ACCOUNTS_PAYA	6/24/2022	CHARD SNYDER & ASSOCIATES	806236	OUTSTANDING			1,037.00
		BLE							
38992	180732	ACCOUNTS_PAYA	6/24/2022	CHILDREN'S HOSPITAL	805742	OUTSTANDING			9,650.68
		BLE							
39032	180733	ACCOUNTS_PAYA	6/24/2022	CINCINNATI BELL	802604	RECONCILED	6/30/2022		453.66
		BLE							
38905	180734	ACCOUNTS_PAYA	6/24/2022	CINCINNATI BELL	20566	RECONCILED	6/30/2022		457.62
		BLE							
38967	180735	ACCOUNTS_PAYA	6/24/2022	CINCINNATI BELL	802718	RECONCILED	6/30/2022		959.76
		BLE							
38900	180736	ACCOUNTS_PAYA	6/24/2022	THE CITY OF LEBANON	30840	RECONCILED	6/30/2022		65,972.31
		BLE							
39043	180737	ACCOUNTS_PAYA	6/24/2022	COBB; CARRIE	803324	OUTSTANDING			46.28
		BLE							
39017	180738	ACCOUNTS_PAYA	6/24/2022	COLLIER; MARTIN	31040	RECONCILED	6/30/2022		257.40
		BLE							
39030	180739	ACCOUNTS_PAYA	6/24/2022	COLTON; JENNIFER	31082	OUTSTANDING			72.12
		BLE							
39024	180740	ACCOUNTS_PAYA	6/24/2022	COMMERCIAL PARTS & SERVICE	808635	RECONCILED	6/30/2022		1,128.87
		BLE							
38954	180741	ACCOUNTS_PAYA	6/24/2022	CRAWFORD; TONI	804878	OUTSTANDING			50.00
		BLE							
39005	180742	ACCOUNTS_PAYA	6/24/2022	CTL CORPORATION	806880	OUTSTANDING			2,593.75
		BLE							
39020	180743	ACCOUNTS_PAYA	6/24/2022	DALTON; BRIAN	40055	RECONCILED	6/30/2022		19.84
		BLE							
38980	180744	ACCOUNTS_PAYA	6/24/2022	DAVENPORT; KARA ANNE	40115	RECONCILED	6/30/2022		111.32
		BLE							
39033	180745	ACCOUNTS_PAYA	6/24/2022	DEBRA-KUEMPEL	808405	RECONCILED	6/30/2022		10,666.00
		BLE							
38946	180746	ACCOUNTS_PAYA	6/24/2022	DORN'S BUSINESS SOLUTIONS	40690	RECONCILED	6/30/2022		5,322.20
		BLE							
39018	180747	ACCOUNTS_PAYA	6/24/2022	EAM; HANNAH	809794	OUTSTANDING			145.44

Start Date: 06/01/2022

End Date: 06/30/2022

LEBANON CITY SCHOOL DISTRICT

Disbursement Summary Report

Reference Number	Check Number	Type	Date	Name	Vendor #	Status	Reconcile Date	Void Date	Amount
		BLE							
38907	180748	ACCOUNTS_PAYA	6/24/2022	ELLIOTT; DARIEN	807999	OUTSTANDING			\$ 72.12
		BLE							
38955	180749	ACCOUNTS_PAYA	6/24/2022	ELLIOTT;	50568	OUTSTANDING			114.19
		BLE		SHANNON					
38969	180750	ACCOUNTS_PAYA	6/24/2022	ENNIS BRITTON	50660	OUTSTANDING			6,489.90
		BLE		CO. LPA					
39004	180751	ACCOUNTS_PAYA	6/24/2022	EQUIPMENT	807389	OUTSTANDING			324.00
		BLE		DEPOT					
39008	180752	ACCOUNTS_PAYA	6/24/2022	FAIRFIELD CITY	60020	OUTSTANDING			7,209.91
		BLE		SCHOOL					
				DISTRICT					
39040	180753	ACCOUNTS_PAYA	6/24/2022	FERRERO, BUTCH	805418	OUTSTANDING			59.09
		BLE							
38950	180754	ACCOUNTS_PAYA	6/24/2022	FISHER; INGA	520231	OUTSTANDING			1,352.00
		BLE							
39014	180755	ACCOUNTS_PAYA	6/24/2022	FLINT; AMY	808116	RECONCILED	6/30/2022		17.55
		BLE							
39001	180756	ACCOUNTS_PAYA	6/24/2022	FOLLETT	806331	RECONCILED	6/30/2022		5,269.03
		BLE		SCHOOL					
				SOLUTIONS, INC.					
39039	180757	ACCOUNTS_PAYA	6/24/2022	FRANZ; CLIFTON	802828	OUTSTANDING			36.51
		BLE							
38908	180758	ACCOUNTS_PAYA	6/24/2022	FROST BROWN	803510	RECONCILED	6/30/2022		576.00
		BLE		TODD LLC					
38999	180759	ACCOUNTS_PAYA	6/24/2022	FUNKE; TRACY	809147	OUTSTANDING			125.02
		BLE							
39009	180760	ACCOUNTS_PAYA	6/24/2022	GIBSON; CHERIE	806928	OUTSTANDING			76.41
		BLE							
38912	180761	ACCOUNTS_PAYA	6/24/2022	GOPHER SPORT	70430	OUTSTANDING			247.58
		BLE		& STEM					
				SUPPLIES					
38919	180762	ACCOUNTS_PAYA	6/24/2022	GORDON FOOD	70449	RECONCILED	6/30/2022		10,397.51
		BLE		SERVICE					
38938	180763	ACCOUNTS_PAYA	6/24/2022	E3 DIAGNOSTICS	70453	OUTSTANDING			570.92
		BLE							
38973	180764	ACCOUNTS_PAYA	6/24/2022	GOSNELL;	70456	OUTSTANDING			26.80
		BLE		DEBRAH					
38991	180765	ACCOUNTS_PAYA	6/24/2022	GRALER; MARK	70530	OUTSTANDING			329.77
		BLE							
38976	180766	ACCOUNTS_PAYA	6/24/2022	GREENE; CASEY	190500	OUTSTANDING			221.91
		BLE							
38935	180767	ACCOUNTS_PAYA	6/24/2022	GREGG; ASHLEY	809792	OUTSTANDING			108.78
		BLE							
38983	180768	ACCOUNTS_PAYA	6/24/2022	GREGG; KIM	801757	OUTSTANDING			9.60
		BLE							
38958	180769	ACCOUNTS_PAYA	6/24/2022	HADDIX; GINGER	809701	OUTSTANDING			3.51
		BLE							

Start Date: 06/01/2022

End Date: 06/30/2022

LEBANON CITY SCHOOL DISTRICT

Disbursement Summary Report

Reference Number	Check Number	Type	Date	Name	Vendor #	Status	Reconcile Date	Void Date	Amount
38931	180770	ACCOUNTS_PAYA BLE	6/24/2022	HAHN; RACHEL	80000	OUTSTANDING			\$ 12.64
38902	180771	ACCOUNTS_PAYA BLE	6/24/2022	HAMILTON COUNTY ESC	80138	OUTSTANDING			47,257.64
38936	180772	ACCOUNTS_PAYA BLE	6/24/2022	HAUER MUSIC	807434	OUTSTANDING			225.00
38981	180773	ACCOUNTS_PAYA BLE	6/24/2022	HEINEMANN	802687	RECONCILED	6/30/2022		6,087.65
38897	180774	ACCOUNTS_PAYA BLE	6/24/2022	HERSHEY CREAMERY COMPANY	804945	OUTSTANDING			762.72
39045	180775	ACCOUNTS_PAYA BLE	6/24/2022	HIBBARD; ADAM	808015	OUTSTANDING			30.00
39050	180776	ACCOUNTS_PAYA BLE	6/24/2022	HOGAN; PAULA	80793	OUTSTANDING			250.00
38964	180777	ACCOUNTS_PAYA BLE	6/24/2022	HOLTKAMP; MAGGIE	808338	OUTSTANDING			63.18
38910	180778	ACCOUNTS_PAYA BLE	6/24/2022	HOME DEPOT CREDIT SERVICES	80907	OUTSTANDING			204.25
38901	180779	ACCOUNTS_PAYA BLE	6/24/2022	HOPKINS; MATTHEW	808409	OUTSTANDING			50.90
38903	180780	ACCOUNTS_PAYA BLE	6/24/2022	HOUGHTON MIFFLIN HARCOURT	804155	RECONCILED	6/30/2022		64,649.53
38989	180781	ACCOUNTS_PAYA BLE	6/24/2022	IANNELLI; DAVID	88000	OUTSTANDING			43.00
38911	180782	ACCOUNTS_PAYA BLE	6/24/2022	THE INDIANA ACADEMY APSI- BSU	808170	OUTSTANDING			975.00
38937	180783	ACCOUNTS_PAYA BLE	6/24/2022	JC ENGRAVERS	803346	OUTSTANDING			498.50
38982	180784	ACCOUNTS_PAYA BLE	6/24/2022	KILLIN; SUZANNAH	809578	OUTSTANDING			2.34
39037	180785	ACCOUNTS_PAYA BLE	6/24/2022	THE KLEINGERS GROUP	806797	OUTSTANDING			5,145.00
38906	180786	ACCOUNTS_PAYA BLE	6/24/2022	KLOSTERMAN BAKING COMPANY	803558	RECONCILED	6/30/2022		1,517.34
38953	180787	ACCOUNTS_PAYA BLE	6/24/2022	KOENIG EQUIPMENT	808194	RECONCILED	6/30/2022		32.32
38998	180788	ACCOUNTS_PAYA BLE	6/24/2022	KONE INC.	160960	OUTSTANDING			1,444.05
38898	180789	ACCOUNTS_PAYA BLE	6/24/2022	KROGER CO.	110545	RECONCILED	6/30/2022		905.80
38971	180790	ACCOUNTS_PAYA BLE	6/24/2022	LAKESHORE LEARNING MATERIALS	120030	OUTSTANDING			357.39

Start Date: 06/01/2022

End Date: 06/30/2022

LEBANON CITY SCHOOL DISTRICT

Disbursement Summary Report

Reference Number	Check Number	Type	Date	Name	Vendor #	Status	Reconcile Date	Void Date	Amount
38888	180791	ACCOUNTS_PAYA BLE	6/24/2022	LAMB, WYNETT	700157	OUTSTANDING			\$ 46.28
38933	180792	ACCOUNTS_PAYA BLE	6/24/2022	KOI AUTO PARTS	120430	OUTSTANDING			419.29
39038	180793	ACCOUNTS_PAYA BLE	6/24/2022	LONNEMAN, SANDRA	807608	OUTSTANDING			96.16
38896	180794	ACCOUNTS_PAYA BLE	6/24/2022	LOWE'S	121095	OUTSTANDING			1,191.58
38968	180795	ACCOUNTS_PAYA BLE	6/24/2022	WORLD FUEL SERVICES INC.	809664	RECONCILED	6/30/2022		678.48
38942	180796	ACCOUNTS_PAYA BLE	6/24/2022	MAXIM HEALTHCARE	805953	RECONCILED	6/30/2022		1,364.00
38987	180797	ACCOUNTS_PAYA BLE	6/24/2022	MCGRAW-HILL SCHOOL EDUCATION	806332	OUTSTANDING			8,555.20
38974	180798	ACCOUNTS_PAYA BLE	6/24/2022	MCHENRY; SHERI	130745	OUTSTANDING			7.02
39042	180799	ACCOUNTS_PAYA BLE	6/24/2022	MCKINNEY; JENNIFER	809793	OUTSTANDING			42.07
39007	180800	ACCOUNTS_PAYA BLE	6/24/2022	MENO; JULIE	120644	OUTSTANDING			66.11
39034	180801	ACCOUNTS_PAYA BLE	6/24/2022	MIDDLETOWN CITY SCHOOL DIST.	610992	RECONCILED	6/30/2022		10,500.00
38963	180802	ACCOUNTS_PAYA BLE	6/24/2022	MINUTEMAN PRESS	131320	RECONCILED	6/30/2022		32.73
38934	180803	ACCOUNTS_PAYA BLE	6/24/2022	MOBILCOMM INC.	131456	OUTSTANDING			681.85
38990	180804	ACCOUNTS_PAYA BLE	6/24/2022	MOCKABEE; SARAH	808839	RECONCILED	6/30/2022		200.48
38921	180805	ACCOUNTS_PAYA BLE	6/24/2022	MOORE: AMANDA	806816	OUTSTANDING			73.32
39021	180806	ACCOUNTS_PAYA BLE	6/24/2022	MYSTERY SCIENCE	809631	OUTSTANDING			1,325.00
38943	180807	ACCOUNTS_PAYA BLE	6/24/2022	NASCO EDUCATION	140010	OUTSTANDING			743.34
38913	180808	ACCOUNTS_PAYA BLE	6/24/2022	JOSTENS INC.	808243	OUTSTANDING			5,408.25
38904	180809	ACCOUNTS_PAYA BLE	6/24/2022	NEOLA; INC.	802173	RECONCILED	6/30/2022		1,375.00
39015	180810	ACCOUNTS_PAYA BLE	6/24/2022	NORWOOD HARDWARE & SUPPLY CO.	140470	RECONCILED	6/30/2022		24.00
39049	180811	ACCOUNTS_PAYA BLE	6/24/2022	O'REILLY AUTO PARTS	808521	OUTSTANDING			19.99
38986	180812	ACCOUNTS_PAYA BLE	6/24/2022	OSBA	150356	OUTSTANDING			1,707.64
38965	180813	ACCOUNTS_PAYA	6/24/2022	OAPT/OHIO	804577	OUTSTANDING			825.00

Start Date: 06/01/2022

End Date: 06/30/2022

LEBANON CITY SCHOOL DISTRICT

Disbursement Summary Report

Reference Number	Check Number	Type	Date	Name	Vendor #	Status	Reconcile Date	Void Date	Amount
		BLE		ASSOCIATION FOR					
38916	180814	ACCOUNTS_PAYA	6/24/2022	OHIO CAT	808222	OUTSTANDING			\$ 596.42
		BLE							
39048	180815	ACCOUNTS_PAYA	6/24/2022	TREASURER	150201	OUTSTANDING			98.25
		BLE		STATE OF OHIO					
38972	180816	ACCOUNTS_PAYA	6/24/2022	INSTITUTE FOR	807144	OUTSTANDING			1,275.00
		BLE		MULTI-SENSORY					
39023	180817	ACCOUNTS_PAYA	6/24/2022	PALMER; LORI	160043	OUTSTANDING			192.32
		BLE							
38924	180818	ACCOUNTS_PAYA	6/24/2022	PANORAMA	809093	OUTSTANDING			22,250.00
		BLE		EDUCATION INC.					
38889	180819	ACCOUNTS_PAYA	6/24/2022	PANTLING; KEITH	809109	OUTSTANDING			163.22
		BLE							
39036	180820	ACCOUNTS_PAYA	6/24/2022	GOLDEN RULE	801793	OUTSTANDING			294.79
		BLE		PIZZA LLC					
38960	180821	ACCOUNTS_PAYA	6/24/2022	PATRIOT TEAM	804196	OUTSTANDING			999.37
		BLE		DISTRIBUTING INC					
38988	180822	ACCOUNTS_PAYA	6/24/2022	THE PENWORTHY	160204	RECONCILED	6/30/2022		1,557.04
		BLE		COMPANY					
38948	180823	ACCOUNTS_PAYA	6/24/2022	PERMA-BOUND	160212	OUTSTANDING			376.32
		BLE							
38917	180824	ACCOUNTS_PAYA	6/24/2022	PITNEY BOWES	160434	OUTSTANDING			436.80
		BLE		GLOBAL FINANCIAL					
38995	180825	ACCOUNTS_PAYA	6/24/2022	ATRIUM SPORTS	808479	OUTSTANDING			140.00
		BLE		MEDICINE					
39003	180826	ACCOUNTS_PAYA	6/24/2022	PREMIER	808251	OUTSTANDING			524.00
		BLE		OCCUPATIONAL HEALTH					
38930	180827	ACCOUNTS_PAYA	6/24/2022	RAHMBERG	809671	OUTSTANDING			2,750.00
		BLE		STOVER & ASSOCIATES					
38923	180828	ACCOUNTS_PAYA	6/24/2022	REITER DAIRY	809091	OUTSTANDING			10,050.61
		BLE							
38951	180829	ACCOUNTS_PAYA	6/24/2022	RELIABLE	806841	RECONCILED	6/30/2022		12,537.00
		BLE		ELECTRIC					
38939	180830	ACCOUNTS_PAYA	6/24/2022	ROTELLO;	804961	OUTSTANDING			11.70
		BLE		ALISHA					
38984	180831	ACCOUNTS_PAYA	6/24/2022	RUMPKE OF	804873	OUTSTANDING			4,075.34
		BLE		OHIO INC.					
38922	180832	ACCOUNTS_PAYA	6/24/2022	RYDALCH; JANIS	180840	OUTSTANDING			42.94
		BLE							
38997	180833	ACCOUNTS_PAYA	6/24/2022	S&S SCHOOL	809582	OUTSTANDING			1,120.84
		BLE		BUS SEATS AND PARTS					
38945	180834	ACCOUNTS_PAYA	6/24/2022	SCHOLASTIC INC.	190290	RECONCILED	6/30/2022		370.50

Start Date: 06/01/2022

End Date: 06/30/2022

LEBANON CITY SCHOOL DISTRICT

Disbursement Summary Report

Reference Number	Check Number	Type	Date	Name	Vendor #	Status	Reconcile Date	Void Date	Amount
		BLE							
39027	180835	ACCOUNTS_PAYA	6/24/2022	SCHOOL HEALTH CORPORATION	190388	OUTSTANDING			\$ 216.29
		BLE							
39006	180836	ACCOUNTS_PAYA	6/24/2022	SCHOOL SPECIALTY LLC	809420	OUTSTANDING			197.72
		BLE							
39022	180837	ACCOUNTS_PAYA	6/24/2022	SCOTT'S AWARDS, INC.	804910	OUTSTANDING			1,020.88
		BLE							
38957	180838	ACCOUNTS_PAYA	6/24/2022	SECURE TRANSPORTATION	807870	OUTSTANDING			26,327.25
		BLE							
38894	180839	ACCOUNTS_PAYA	6/24/2022	SEDGWICK	809409	OUTSTANDING			2,335.00
		BLE							
38915	180840	ACCOUNTS_PAYA	6/24/2022	SEESAW LEARNING INC.	809115	OUTSTANDING			7,410.00
		BLE							
38947	180841	ACCOUNTS_PAYA	6/24/2022	SEEVERS; ISAAC	809438	OUTSTANDING			121.79
		BLE							
39012	180842	ACCOUNTS_PAYA	6/24/2022	SIMMONS; SKYY	809831	OUTSTANDING			500.00
		BLE							
38961	180843	ACCOUNTS_PAYA	6/24/2022	SNELL; DEBBIE	808520	OUTSTANDING			14.63
		BLE							
38909	180844	ACCOUNTS_PAYA	6/24/2022	SOUTHWEST OHIO COUNCIL	808737	RECONCILED	6/30/2022		6,257.49
		BLE							
38891	180845	ACCOUNTS_PAYA	6/24/2022	SOUTHWESTERN OHIO SERVICES	802571	RECONCILED	6/30/2022		925.00
		BLE							
38949	180846	ACCOUNTS_PAYA	6/24/2022	SPEAR IT SHOP LLC	809244	OUTSTANDING			1,954.00
		BLE							
39046	180847	ACCOUNTS_PAYA	6/24/2022	SPENCE: ANNA MARATOS	676001	OUTSTANDING			16.38
		BLE							
38996	180848	ACCOUNTS_PAYA	6/24/2022	SPENCE: MELISSA	802603	OUTSTANDING			168.28
		BLE							
38993	180849	ACCOUNTS_PAYA	6/24/2022	SPRINGBORO CITY SCHOOLS	191575	OUTSTANDING			3,450.00
		BLE							
38893	180850	ACCOUNTS_PAYA	6/24/2022	ST. RITA SCHOOL FOR	191940	OUTSTANDING			299.00
		BLE							
38932	180851	ACCOUNTS_PAYA	6/24/2022	STAPLES BUSINESS ADVANTAGE	804156	OUTSTANDING			490.96
		BLE							
38890	180852	ACCOUNTS_PAYA	6/24/2022	STERLING PAPER COMPANY	191837	OUTSTANDING			1,839.82
		BLE							
38978	180853	ACCOUNTS_PAYA	6/24/2022	SUBSCRIPTION SERVICES	191950	OUTSTANDING			136.99
		BLE							
38940	180854	ACCOUNTS_PAYA	6/24/2022	TIBBS; PAT	200210	OUTSTANDING			70.15
		BLE							
39002	180855	ACCOUNTS_PAYA	6/24/2022	TYLER TECHNOLOGIES, INC.	802376	OUTSTANDING			10,761.20
		BLE							
39031	180856	ACCOUNTS_PAYA	6/24/2022	U.S. BANK	50555	OUTSTANDING			2,265.46
		BLE							

Start Date: 06/01/2022

End Date: 06/30/2022

LEBANON CITY SCHOOL DISTRICT

Disbursement Summary Report

Reference Number	Check Number	Type	Date	Name	Vendor #	Status	Reconcile Date	Void Date	Amount
38994	180857	ACCOUNTS_PAYA	6/24/2022	UNIVERSITY OF CINCINNATI	807733	OUTSTANDING			\$ 2,700.00
39044	180858	ACCOUNTS_PAYA	6/24/2022	VAN SKAIK, TAMMY	803602	RECONCILED	6/30/2022		48.08
38941	180859	ACCOUNTS_PAYA	6/24/2022	VANDERBILT UNIVERSITY	808747	OUTSTANDING			1,595.00
39010	180860	ACCOUNTS_PAYA	6/24/2022	VERTICAL SYSTEMS ELEVATOR	220162	OUTSTANDING			205.99
39041	180861	ACCOUNTS_PAYA	6/24/2022	WARREN COUNTY ESC	230196	RECONCILED	6/30/2022		715.00
38985	180862	ACCOUNTS_PAYA	6/24/2022	WARREN COUNTY HISTORICAL SOC.	23207	OUTSTANDING			175.00
38920	180863	ACCOUNTS_PAYA	6/24/2022	WEST MUSIC COMPANY	230420	OUTSTANDING			125.65
38925	180864	ACCOUNTS_PAYA	6/24/2022	WHITNEY; RHONDA	805975	OUTSTANDING			13.11
38956	180865	ACCOUNTS_PAYA	6/24/2022	WILSON; RONNIE	807842	OUTSTANDING			46.25
39047	180866	ACCOUNTS_PAYA	6/24/2022	WOMACK, CARISSA	807394	OUTSTANDING			10.53
38975	180867	ACCOUNTS_PAYA	6/24/2022	WOOD, CASEY	806931	OUTSTANDING			62.95
39052	180868	ACCOUNTS_PAYA	6/26/2022	CONSTELLATION NEWENERGY	806528	OUTSTANDING			3,730.78
39059	180869	ACCOUNTS_PAYA	6/26/2022	FIRST ADVANTAGE TAX	807093	OUTSTANDING			240.00
39057	180870	ACCOUNTS_PAYA	6/26/2022	NATHANIEL HALL	809879	OUTSTANDING			90.15
39054	180871	ACCOUNTS_PAYA	6/26/2022	LANGDON; RHADENE	120135	OUTSTANDING			36.66
39058	180872	ACCOUNTS_PAYA	6/26/2022	HALLEE PAGE	809880	OUTSTANDING			72.12
39053	180873	ACCOUNTS_PAYA	6/26/2022	PURE WATER PARTNERS	809135	OUTSTANDING			4,117.00
39055	180874	ACCOUNTS_PAYA	6/26/2022	RUMPKE OF OHIO INC.	804873	OUTSTANDING			343.31
39056	180875	ACCOUNTS_PAYA	6/26/2022	VOYA INSTITUTIONAL TRUST CO	806879	OUTSTANDING			40,968.49
39061	180876	ACCOUNTS_PAYA	6/27/2022	City Hope Church	809865	OUTSTANDING			54.57
39068	180877	ACCOUNTS_PAYA	6/30/2022	LEBANON CITY SCHOOLS	901040	OUTSTANDING			270.00
39069	180878	ACCOUNTS_PAYA	6/30/2022	LEBANON CITIZENS	901035	RECONCILED	6/30/2022		333.24
39070	180879	ACCOUNTS_PAYA	6/30/2022	Robert W. Baird	901021	RECONCILED	6/30/2022		278.88

Start Date: 06/01/2022

End Date: 06/30/2022

LEBANON CITY SCHOOL DISTRICT

Disbursement Summary Report

Reference Number	Check Number	Type	Date	Name	Vendor #	Status	Reconcile Date	Void Date	Amount
39071	180880	BLE ACCOUNTS_PAYA	6/30/2022	and Co. WARREN COUNTY ESC	901055	OUTSTANDING			\$ 2,650.35
39072	180881	BLE ACCOUNTS_PAYA	6/30/2022	TUITION	901090	OUTSTANDING			181,431.95
39062	180882	BLE ACCOUNTS_PAYA	6/28/2022	SCHOOL EMPLOYEES RETIREMENT	901022	RECONCILED	6/29/2022		11,754.75
39066	180883	BLE ACCOUNTS_PAYA	6/28/2022	SCHOOL EMPLOYEES RETIREMENT	901022	RECONCILED	6/29/2022		11,758.68
39063	180884	BLE ACCOUNTS_PAYA	6/28/2022	SCHOOL EMPLOYEES RETIREMENT	901030	RECONCILED	6/29/2022		1,948.28
39065	180885	BLE ACCOUNTS_PAYA	6/28/2022	SCHOOL EMPLOYEES RETIREMENT	901030	OUTSTANDING			1,948.26
39073	180886	BLE ACCOUNTS_PAYA	6/30/2022	BANK OF NEW YORK (THE)	901080	RECONCILED	6/30/2022		7,600.37
39074	180887	BLE ACCOUNTS_PAYA	6/30/2022	LEBANON CITY SCHOOLS	901040	OUTSTANDING			51.85
39075	180888	BLE ACCOUNTS_PAYA	6/30/2022	LEBANON CITY SCHOOLS	901040	OUTSTANDING			1,408.75
39076	180889	BLE ACCOUNTS_PAYA	6/30/2022	RELIASTAR LIFE INSURANCE CO.	905715	RECONCILED	6/30/2022		2,109.49
39077	180890	BLE ACCOUNTS_PAYA	6/30/2022	SWOOSH Insurance Consortium	900005	RECONCILED	6/30/2022		34,420.38
39078	180891	BLE ACCOUNTS_PAYA	6/30/2022	SWOOSH Insurance Consortium	900005	RECONCILED	6/30/2022		652,124.07
39064	180892	BLE ACCOUNTS_PAYA	6/28/2022	LCSD PAYROLL/MEDICAL	901041	RECONCILED	6/29/2022		21,210.26
39067	180893	BLE ACCOUNTS_PAYA	6/28/2022	LCSD PAYROLL/MEDICAL	901041	OUTSTANDING			21,992.76
39079	180894	BLE ACCOUNTS_PAYA	6/30/2022	LEBANON CITY SCHOOLS	901040	OUTSTANDING			223.20
39080	180895	BLE ACCOUNTS_PAYA	6/30/2022	Ref Pay LLC	900006	OUTSTANDING			545.00
39083	180901	BLE ACCOUNTS_PAYA	6/30/2022	LEBANON CITY SCHOOLS	901040	OUTSTANDING			1,291.11
39084	180902	BLE ACCOUNTS_PAYA	6/30/2022	LEBANON CITY SCHOOLS	901040	OUTSTANDING			121.88
39085	180903	BLE ACCOUNTS_PAYA	6/30/2022	LEBANON CITY SCHOOLS	901040	OUTSTANDING			8,578.61
39086	180904	BLE ACCOUNTS_PAYA	6/30/2022	LEBANON CITY SCHOOLS	901040	OUTSTANDING			631.45

Start Date: 06/01/2022

End Date: 06/30/2022

LEBANON CITY SCHOOL DISTRICT

Disbursement Summary Report

Reference Number	Check Number	Type	Date	Name	Vendor #	Status	Reconcile Date	Void Date	Amount
39087	180905	ACCOUNTS_PAYA BLE	6/30/2022	LEBANON CITY SCHOOLS	901040	OUTSTANDING			\$ 540.00
39088	180906	ACCOUNTS_PAYA BLE	6/30/2022	SCHOOL EMPLOYEES RETIREMENT	901022	OUTSTANDING			327,600.00
39089	180907	ACCOUNTS_PAYA BLE	6/30/2022	SCHOOL EMPLOYEES RETIREMENT	901030	OUTSTANDING			118,928.00
39172	180908	ACCOUNTS_PAYA BLE	6/30/2022	APPLE INC.	10920	OUTSTANDING			4,546.00
39108	180909	ACCOUNTS_PAYA BLE	6/30/2022	BECKMAN ENVIRONMENTA L	20330	OUTSTANDING			133.10
39141	180910	ACCOUNTS_PAYA BLE	6/30/2022	BLICK ART MATERIALS	20520	OUTSTANDING			282.20
39178	180911	ACCOUNTS_PAYA BLE	6/30/2022	CBTS	20563	OUTSTANDING			41.14
39137	180912	ACCOUNTS_PAYA BLE	6/30/2022	CINCINNATI BELL	20566	OUTSTANDING			457.62
39187	180913	ACCOUNTS_PAYA BLE	6/30/2022	BRAINPOP, LLC	20804	OUTSTANDING			12,375.00
39107	180914	ACCOUNTS_PAYA BLE	6/30/2022	CDW GOVERNMENT INC.	30015	OUTSTANDING			24,858.08
39099	180915	ACCOUNTS_PAYA BLE	6/30/2022	DUKE ENERGY	30760	OUTSTANDING			10,775.94
39117	180916	ACCOUNTS_PAYA BLE	6/30/2022	CINTAS	30810	OUTSTANDING			8,297.25
39092	180917	ACCOUNTS_PAYA BLE	6/30/2022	THE CITY OF LEBANON	30840	OUTSTANDING			67,508.69
39161	180918	ACCOUNTS_PAYA BLE	6/30/2022	CLARY SIGNS	30926	OUTSTANDING			629.52
39121	180919	ACCOUNTS_PAYA BLE	6/30/2022	COLUMBUS PERCUSSION	31093	OUTSTANDING			1,047.20
39094	180920	ACCOUNTS_PAYA BLE	6/30/2022	COUNTRYSIDE YMCA	31487	OUTSTANDING			424.00
39142	180921	ACCOUNTS_PAYA BLE	6/30/2022	CULLIGAN	31760	OUTSTANDING			72.40
39123	180922	ACCOUNTS_PAYA BLE	6/30/2022	DELL MARKETING L.P.	40323	OUTSTANDING			67,131.01
39103	180923	ACCOUNTS_PAYA BLE	6/30/2022	DORN'S BUSINESS SOLUTIONS	40690	OUTSTANDING			649.66
39098	180924	ACCOUNTS_PAYA BLE	6/30/2022	HAMILTON COUNTY ESC	80138	OUTSTANDING			1,032.00
39097	180925	ACCOUNTS_PAYA BLE	6/30/2022	KROGER CO.	110545	OUTSTANDING			824.92
39147	180926	ACCOUNTS_PAYA	6/30/2022	KOI AUTO PARTS	120430	OUTSTANDING			43.53

Start Date: 06/01/2022

End Date: 06/30/2022

LEBANON CITY SCHOOL DISTRICT

Disbursement Summary Report

Reference Number	Check Number	Type	Date	Name	Vendor #	Status	Reconcile Date	Void Date	Amount
		BLE							
39153	180927	ACCOUNTS_PAYA	6/30/2022	LEBANON	120628	OUTSTANDING			\$ 300.00
		BLE		ROTARY CLUB					
39165	180928	ACCOUNTS_PAYA	6/30/2022	LITTLE MIAMI	120945	OUTSTANDING			870.00
		BLE		HIGH SCHOOL					
39170	180929	ACCOUNTS_PAYA	6/30/2022	MINUTEMAN	131320	OUTSTANDING			32.73
		BLE		PRESS					
39177	180930	ACCOUNTS_PAYA	6/30/2022	MODERN OFFICE	131480	OUTSTANDING			1,652.18
		BLE		METHODS					
39138	180931	ACCOUNTS_PAYA	6/30/2022	MONTGOMERY	131520	OUTSTANDING			9,577.50
		BLE		COUNTY					
39163	180932	ACCOUNTS_PAYA	6/30/2022	NASCO	140010	OUTSTANDING			1,602.43
		BLE		EDUCATION					
39186	180933	ACCOUNTS_PAYA	6/30/2022	PHILLIPS SUPPLY	160320	OUTSTANDING			27,065.14
		BLE		CO.					
39179	180934	ACCOUNTS_PAYA	6/30/2022	PICKREL BROS.	160350	OUTSTANDING			723.90
		BLE		INC.					
39119	180935	ACCOUNTS_PAYA	6/30/2022	AREA PROGRESS	160735	OUTSTANDING			400.00
		BLE		COUNCIL					
39190	180936	ACCOUNTS_PAYA	6/30/2022	KONE INC.	160960	OUTSTANDING			1,089.87
		BLE							
39173	180937	ACCOUNTS_PAYA	6/30/2022	STIGLER SUPPLY	191859	OUTSTANDING			590.60
		BLE		CO.					
39150	180938	ACCOUNTS_PAYA	6/30/2022	TIBBS; PAT	200210	OUTSTANDING			38.38
		BLE							
39124	180939	ACCOUNTS_PAYA	6/30/2022	TOWNE PEST	200392	OUTSTANDING			375.00
		BLE		CONTROL					
39176	180940	ACCOUNTS_PAYA	6/30/2022	VILLAGE RENTAL	220174	OUTSTANDING			184.00
		BLE							
39105	180941	ACCOUNTS_PAYA	6/30/2022	CAPITAL ONE	220900	OUTSTANDING			2,581.95
		BLE							
39091	180942	ACCOUNTS_PAYA	6/30/2022	WARREN	230196	OUTSTANDING			377,971.22
		BLE		COUNTY ESC					
39182	180943	ACCOUNTS_PAYA	6/30/2022	WEST MUSIC	230420	OUTSTANDING			24.95
		BLE		COMPANY					
39115	180944	ACCOUNTS_PAYA	6/30/2022	TREASURER OF	520037	OUTSTANDING			1,558.00
		BLE		STATE					
39166	180945	ACCOUNTS_PAYA	6/30/2022	MIDDLETOWN	610992	OUTSTANDING			550.30
		BLE		CITY SCHOOL					
				DIST.					
39169	180946	ACCOUNTS_PAYA	6/30/2022	GREGG; KIM	801757	OUTSTANDING			4.88
		BLE							
39136	180947	ACCOUNTS_PAYA	6/30/2022	Ace Hardware	802545	OUTSTANDING			77.93
		BLE		W.C.					
39114	180948	ACCOUNTS_PAYA	6/30/2022	CINCINNATI	802604	OUTSTANDING			453.66
		BLE		BELL					
39112	180949	ACCOUNTS_PAYA	6/30/2022	CINCINNATI	802718	OUTSTANDING			959.56
		BLE		BELL					

Start Date: 06/01/2022

End Date: 06/30/2022

LEBANON CITY SCHOOL DISTRICT

Disbursement Summary Report

Reference Number	Check Number	Type	Date	Name	Vendor #	Status	Reconcile Date	Void Date	Amount
39144	180950	ACCOUNTS_PAYA BLE	6/30/2022	ATRIUM MEDICAL CENTER	802725	OUTSTANDING			\$ 400.00
39181	180951	ACCOUNTS_PAYA BLE	6/30/2022	CINCINNATI BELL	802777	OUTSTANDING			69.62
39111	180952	ACCOUNTS_PAYA BLE	6/30/2022	OSBORNE, DONALD	804007	OUTSTANDING			80.00
39155	180953	ACCOUNTS_PAYA BLE	6/30/2022	AIRGAS USA LLC	804036	OUTSTANDING			173.78
39131	180954	ACCOUNTS_PAYA BLE	6/30/2022	HOUGHTON MIFFLIN HARCOURT	804155	OUTSTANDING			13,647.51
39133	180955	ACCOUNTS_PAYA BLE	6/30/2022	STAPLES BUSINESS ADVANTAGE	804156	OUTSTANDING			98.02
39143	180956	ACCOUNTS_PAYA BLE	6/30/2022	PATRIOT TEAM DISTRIBUTING INC	804196	OUTSTANDING			361.48
39180	180957	ACCOUNTS_PAYA BLE	6/30/2022	IBS OF OHIO RIVER VALLEY	804243	OUTSTANDING			1,114.11
39106	180958	ACCOUNTS_PAYA BLE	6/30/2022	BUTLER CO. ESC	804648	OUTSTANDING			18,075.12
39122	180959	ACCOUNTS_PAYA BLE	6/30/2022	RUMPKE OF OHIO INC.	804873	OUTSTANDING			2,372.60
39129	180960	ACCOUNTS_PAYA BLE	6/30/2022	CRAWFORD; TONI	804878	OUTSTANDING			80.00
39175	180961	ACCOUNTS_PAYA BLE	6/30/2022	THE COLLEGE BOARD	805023	OUTSTANDING			3,000.00
39104	180962	ACCOUNTS_PAYA BLE	6/30/2022	LINEHAUL HEAVY DUTY LLC	805272	OUTSTANDING			404.51
39118	180963	ACCOUNTS_PAYA BLE	6/30/2022	EMERGE IT SOLUTIONS	805427	OUTSTANDING			50,988.70
39185	180964	ACCOUNTS_PAYA BLE	6/30/2022	DIESEL INJECTION SERVICE CO.	805582	OUTSTANDING			2,253.87
39113	180965	ACCOUNTS_PAYA BLE	6/30/2022	INTERSTATE BILLING SERVICE INC	805667	OUTSTANDING			26,650.26
39189	180966	ACCOUNTS_PAYA BLE	6/30/2022	BANTA; TERAH	805886	OUTSTANDING			8.13
39146	180967	ACCOUNTS_PAYA BLE	6/30/2022	BIERKAN; MARGARET	805945	OUTSTANDING			700.00
39151	180968	ACCOUNTS_PAYA BLE	6/30/2022	MAXIM HEALTHCARE	805953	OUTSTANDING			836.00
39148	180969	ACCOUNTS_PAYA BLE	6/30/2022	FOLLETT SCHOOL SOLUTIONS, INC.	806331	OUTSTANDING			2,419.84
39109	180970	ACCOUNTS_PAYA BLE	6/30/2022	VERIZON WIRELESS	806436	OUTSTANDING			1,247.59

Start Date: 06/01/2022

End Date: 06/30/2022

LEBANON CITY SCHOOL DISTRICT

Disbursement Summary Report

Reference Number	Check Number	Type	Date	Name	Vendor #	Status	Reconcile Date	Void Date	Amount
39188	180971	ACCOUNTS_PAYA BLE	6/30/2022	CTL CORPORATION	806880	OUTSTANDING			\$ 693.00
39183	180972	ACCOUNTS_PAYA BLE	6/30/2022	FOLLETT HIGHER EDUCATION GROUP	807081	OUTSTANDING			263.89
39159	180973	ACCOUNTS_PAYA BLE	6/30/2022	BIERKAN; MARK	807098	OUTSTANDING			923.47
39157	180974	ACCOUNTS_PAYA BLE	6/30/2022	PRC TECHNOLOGY GROUP LLC	807187	OUTSTANDING			750.00
39102	180975	ACCOUNTS_PAYA BLE	6/30/2022	TEACHER DIRECT	807245	OUTSTANDING			120.84
39154	180976	ACCOUNTS_PAYA BLE	6/30/2022	LEBANON CHORAL PARENT	807281	OUTSTANDING			7,220.00
39139	180977	ACCOUNTS_PAYA BLE	6/30/2022	CUMMINS, MELINDA	807424	OUTSTANDING			94.38
39096	180978	ACCOUNTS_PAYA BLE	6/30/2022	HAUER MUSIC	807434	OUTSTANDING			955.90
39130	180979	ACCOUNTS_PAYA BLE	6/30/2022	SUNRISE COOPERATIVE INC.	807482	OUTSTANDING			2,938.06
39134	180980	ACCOUNTS_PAYA BLE	6/30/2022	BRENNAN, CHRIS	807511	OUTSTANDING			8.13
39168	180981	ACCOUNTS_PAYA BLE	6/30/2022	BEST DRIVE LLC	807700	OUTSTANDING			1,563.00
39100	180982	ACCOUNTS_PAYA BLE	6/30/2022	A BOOK COMPANY, LLC	807922	OUTSTANDING			817.45
39101	180983	ACCOUNTS_PAYA BLE	6/30/2022	CINCINNATI RADIATOR	808080	OUTSTANDING			344.25
39174	180984	ACCOUNTS_PAYA BLE	6/30/2022	KOENIG EQUIPMENT	808194	OUTSTANDING			1,376.94
39158	180985	ACCOUNTS_PAYA BLE	6/30/2022	OHIO CAT	808222	OUTSTANDING			2,087.36
39095	180986	ACCOUNTS_PAYA BLE	6/30/2022	O'REILLY AUTO PARTS	808521	OUTSTANDING			232.99
39127	180987	ACCOUNTS_PAYA BLE	6/30/2022	BULK BOOKSTORE	808620	OUTSTANDING			1,118.75
39160	180988	ACCOUNTS_PAYA BLE	6/30/2022	COMMERCIAL PARTS & SERVICE	808635	OUTSTANDING			579.02
39093	180989	ACCOUNTS_PAYA BLE	6/30/2022	AMAZON CAPITAL SERVICES	808695	OUTSTANDING			3,105.19
39140	180990	ACCOUNTS_PAYA BLE	6/30/2022	VANDERBILT UNIVERSITY	808747	OUTSTANDING			2,180.00
39171	180991	ACCOUNTS_PAYA BLE	6/30/2022	MIAMI VALLEY POWER EQUIPMENT	808823	OUTSTANDING			74.85

Start Date: 06/01/2022

End Date: 06/30/2022

LEBANON CITY SCHOOL DISTRICT

Disbursement Summary Report

Reference Number	Check Number	Type	Date	Name	Vendor #	Status	Reconcile Date	Void Date	Amount
39135	180992	ACCOUNTS_PAYA BLE	6/30/2022	BRANT'S LLC	808907	OUTSTANDING			\$ 22.04
39145	180993	ACCOUNTS_PAYA BLE	6/30/2022	Buchert; Jamie	808958	OUTSTANDING			145.00
39116	180994	ACCOUNTS_PAYA BLE	6/30/2022	SAVVAS LEARNING COMPANY LLC	809092	OUTSTANDING			231.12
39167	180995	ACCOUNTS_PAYA BLE	6/30/2022	OVERDRIVE INC.	809241	OUTSTANDING			3,600.00
39120	180996	ACCOUNTS_PAYA BLE	6/30/2022	SCHOOL SPECIALTY LLC	809420	OUTSTANDING			695.59
39128	180997	ACCOUNTS_PAYA BLE	6/30/2022	AVID SIGNS PLUS LLC.	809483	OUTSTANDING			2,353.00
39152	180998	ACCOUNTS_PAYA BLE	6/30/2022	DILLHOFF; GARY	809503	OUTSTANDING			50.00
39125	180999	ACCOUNTS_PAYA BLE	6/30/2022	MOLINA; TESSA	809550	OUTSTANDING			358.90
39110	181000	ACCOUNTS_PAYA BLE	6/30/2022	S&S SCHOOL BUS SEATS AND PARTS	809582	OUTSTANDING			2,675.86
39126	181001	ACCOUNTS_PAYA BLE	6/30/2022	FOLLETT CONTENT SOLUTIONS	809666	OUTSTANDING			16,538.34
39132	181002	ACCOUNTS_PAYA BLE	6/30/2022	WILSON; NATALIE	809820	OUTSTANDING			1,000.00
39164	181003	ACCOUNTS_PAYA BLE	6/30/2022	ASSET CONTROL SOLUTIONS***	809830	OUTSTANDING			10,150.00
39162	181004	ACCOUNTS_PAYA BLE	6/30/2022	LEE-ANN LEAR	809885	OUTSTANDING			1,995.00
39156	181005	ACCOUNTS_PAYA BLE	6/30/2022	HALF-PINT KIDS INC	809903	OUTSTANDING			2,534.40
39149	181006	ACCOUNTS_PAYA BLE	6/30/2022	JOSEPH LAVELLE	809904	OUTSTANDING			646.00
39184	181007	ACCOUNTS_PAYA BLE	6/30/2022	TYLER FUGATE	809905	OUTSTANDING			700.00
39060	181008	ACCOUNTS_PAYA BLE	6/27/2022	LEBANON CITY SCHOOLS	901040	OUTSTANDING			607.90
Grand Total									\$ 2,818,592.53

**Lebanon City School District
Bank Reconciliation
June 30, 2022**

BANK ACCOUNTS

LCNB - OPERATING ACCOUNT	\$10,988,586.78
CHANGE FUNDS	\$60.00
ARBITER PAY START UP DEPOSIT	\$10,541.00

INVESTMENT ACCOUNTS

STAR OHIO - GENERAL (33648)	\$3,805,169.73
STAR OHIO - BOND RETIREMENT	\$132,171.24
STAR OHIO - CAPITAL PROJECTS	\$515,572.13
STAR OHIO - DOMINOS/ROSALIE SATCHELL SCHOLARSHIP	\$8,334.79
STAR OHIO - EXPENDABLE TRUST SCHOLARSHIPS	\$16,186.71
STAR OHIO - NONEXPENDABLE TRUST SCHOLARSHIPS	\$14,684.67
STAR OHIO - AUDREY AILEEN KITE SCHOLARSHIP	\$143,024.82
RED TREE INVESTMENT FUND	\$2,275,836.08
HUNTINGTON MONEY MARKET - 1041007845	\$4,331,075.62
HUNTINGTON MONEY MARKET - 1041010751	\$99,484.31
HUNTINGTON - 0242	\$1,119,076.16
HUNTINGTON - MONEY MARKET LOUISA JUREY WRIGHT (HCS021671) (NetXInvestor)	\$22,172.72
HUNTINGTON - MONEY MARKET GENERAL ACCOUNT (HCS021663) (NetXInvestor)	\$20,371.90
HUNTINGTON - HCS 020095 (NetXInvestor)	\$670.06
HUNTINGTON - HCS 020103 (NetXInvestor)	17,577,599.00

TOTAL \$41,080,617.72

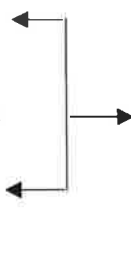
OUTSTANDING CHECKS

O/S CHECKS - LCNB OPERATING	(\$1,203,937.68)
-----------------------------	------------------

BANK ADJUSTMENTS

PAYROLL ADJUSTMENT - JULY 5 PAYROLL TO BE POSTED IN REDESIGN	\$1,483,417.74
LCNB PAYROLL BANK ACCT - INTEREST TO BE TRANSFERRED TO OPERATING ACCT	4.18
PAYROLL ADJUSTMENT - TO BE TRANSFERRED TO OPERATING ACCT	\$259.38

DEPOSITS IN TRANSIT

ADJUSTED BANK BALANCE	\$41,360,361.34		\$0.00
<u>BOOK BALANCE / ADJUSTMENTS</u>			
BOOK BALANCE	41,360,361.34		
ADJUSTED BOOK BALANCE	\$41,360,361.34		
↓			
TIES TO FUND BALANCE ON CASH SUMMARY REPORT			

Reviewed By: Karen Ervin Date: 7/13/22

Lebanon City School District
Payroll Reconciliation
June 30, 2022

LCNB Payroll Account - Current Balance	1,727,539.90
Outstanding Checks	
O/S Checks - LCNB Payroll	(69,951.73)
Deposits in Transit	
Transfer from Operating Account to Cover Account Analysis Charge	91.60
Adjusted Bank Balance	1,657,679.77
Adjustments	
H.S.A. Deduction to be Refunded in February	241.50
Interest for May	(4.18)
Payroll for 7/1	(1,483,417.74)
Transfer made for refund of deduction but not needed - Need to transfer back to Operating	(259.38)
Health Insurance - Payroll withheld but not paid from the bank	(164,980.24)
Dental Insurance - Payroll withheld but not paid from the bank	(4,995.81)
Life Insurance - Payroll withheld but not paid from the bank	(4,884.00)
Refund of H.S.A. transaction (Kyle Oldiges) - need refunded from Chard-Snyder	30.00
Refund of SERS for Nicholas Hummel (Processed in June, paid to SERS in July)	590.08
Adjusted Balance	0.00

Reconciliation Reviewed By: Karen Ervin

**Lebanon City School District
Investment Report
For the Month Ending June 30, 2022**

Type	Issuer	Cost	Coupon Rate	Maturity Date	Purchase Date	Yield to Maturity	Days to Maturity	Market Value
FHLB Note (3130APXH3)	Red Tree Investments	135,000.00	0.80%	11/27/2023	11/29/2021	2.00%	515	130,996.28
FHLM Note (3137EAFA2)	Red Tree Investments	99,868.00	0.25%	12/4/2023	3/5/2021	0.30%	522	96,295.57
FHLB Note (3130ALSG0)	Red Tree Investments	64,909.65	0.25%	3/8/2024	5/24/2021	0.30%	617	62,118.54
FHLB Note (3130APH65)	Red Tree Investments	105,000.00	0.61%	10/25/2024	10/25/2021	0.61%	848	99,603.75
FHLB Note (3130APQ81)	Red Tree Investments	100,000.00	1.00%	11/8/2024	11/8/2021	2.89%	862	95,039.67
FHLM Note (3134GWZV1)	Red Tree Investments	95,000.00	0.65%	10/22/2025	10/23/2020	0.65%	1,210	87,519.80
FHLB Note (3130ALKB9)	Red Tree Investments	90,000.00	0.75%	3/17/2026	3/17/2021	1.09%	1,356	84,253.55
US Treasury Note (91282CAW1)	Red Tree Investments	129,258.59	0.25%	11/15/2023	11/15/2021	1.95%	503	125,353.54
US Treasury Note (91282CBE0)	Red Tree Investments	158,562.50	0.13%	1/15/2024	10/25/2021	0.53%	564	153,281.28
US Treasury Note (9128283P3)	Red Tree Investments	78,968.75	2.25%	12/31/2024	4/21/2022	2.75%	915	78,584.40
US Treasury Bill (912796R27)	Red Tree Investments	99,615.78	0.00%	12/29/2022	12/30/2021	0.38%	182	98,783.30
Certificate of Deposit (856285TF8)	Red Tree Investments	247,132.00	1.60%	4/29/2025	4/29/2020	4.80%	1,034	236,133.20
Commerical Paper (78015DGB0)	Red Tree Investments	109,612.31	0.00%	7/11/2022	3/11/2022	1.04%	11	109,946.43
Commerical Paper (17327BJ22)	Red Tree Investments	109,224.65	0.00%	9/2/2022	3/11/2022	1.46%	64	109,586.73
Commerical Paper (53948BMG1)	Red Tree Investments	108,537.00	0.00%	12/16/2022	3/25/2022	1.82%	169	108,505.98
Commerical Paper (06369MMT7)	Red Tree Investments	108,372.00	0.00%	12/27/2022	6/30/2022	3.00%	180	108,339.00
Commerical Paper (89119BND4)	Red Tree Investments	98,524.28	0.00%	1/13/2023	4/25/2022	0.17%	197	98,293.20
Commerical Paper (85324UPN7)	Red Tree Investments	107,993.05	0.00%	2/22/2023	5/31/2022	2.51%	237	107,656.56
Commerical Paper (13608BQD9)	Red Tree Investments	107,310.50	0.00%	3/13/2023	6/16/2022	3.34%	256	107,381.12
Commerical Paper (62479MQL0)	Red Tree Investments	107,431.62	0.00%	3/20/2023	6/27/2022	3.24%	263	107,406.64
Money Market (USBMMF)	Red Tree Investments	15,515.40	0.01%	6/30/2022	6/29/2022	0.01%	-	15,515.40
Money Market	Star Ohio General Fund	3,797,778.13	0.15%	6/30/2022	6/29/2022	0.15%	-	3,805,169.73
Money Market	Star Ohio Bond Retirement	131,914.50	0.15%	6/30/2022	6/29/2022	0.15%	-	132,171.24
Money Market	Star Ohio Capital Projects	514,570.63	0.15%	6/30/2022	6/29/2022	0.15%	-	515,572.13
Money Market	Star Ohio Dominos Scholarship	8,318.59	0.15%	6/30/2022	6/29/2022	0.15%	-	8,334.79
Money Market	Star Ohio Expendable Trust Scholarships	16,155.26	0.15%	6/30/2022	6/29/2022	0.15%	-	16,186.71
Money Market	Star Ohio Nonexpendable Trust Scholarships	14,656.14	0.15%	6/30/2022	6/29/2022	0.15%	-	14,684.67
Money Market	Star Ohio Audrey Aileen Kite Scholarship	142,747.00	0.15%	6/30/2022	6/29/2022	0.15%	-	143,024.82
MMAX	Huntington National Bank	99,439.02	0.02%	6/30/2022	6/29/2022	0.02%	-	99,484.31
MMAX	Huntington National Bank	4,329,104.09	0.02%	6/30/2022	6/29/2022	0.02%	-	4,331,075.62
Money Market	Huntington National Bank	76,682.96	0.03%	6/30/2022	6/29/2022	0.03%	-	40,023.41
Commercial Paper	Huntington National Bank	10,530,789.07	0.00%	various	various	0.00%	-	10,488,857.88
Certificates of Deposit	Huntington National Bank	2,000,000.00	various	various	various	various	-	1,941,637.50
FHLB Bond (3130ALRR7)	Huntington National Bank	1,000,000.00	1.00%	1/15/2026	10/28/2021	1.00%	1,295	934,290.00
FHLB Consolidated Bond (3130APHG3)	Huntington National Bank	998,846.85	0.61%	9/26/2024	10/26/2021	0.61%	819	947,520.00
FHLB Consolidated Bond (3130APJZ9)	Huntington National Bank	1,000,000.00	1.20%	10/28/2026	10/28/2021	1.20%	1,581	925,250.00
FHLB Consolidated Bond (3130APKH7)	Huntington National Bank	1,000,000.00	0.70%	10/28/2024	10/28/2021	0.70%	851	950,590.00
FHLB Consolidated Bond (3130APK38)	Huntington National Bank	1,000,000.00	0.88%	6/27/2025	10/27/2021	0.88%	1,093	934,730.00
Money Market (HCS-020095)	Huntington National Bank	669.62	0.01%	6/30/2022	6/29/2022	0.01%	-	670.06
Money Market (HCS-021663)	Huntington National Bank	20,358.57	0.01%	6/30/2022	6/29/2022	0.01%	-	20,371.90
Money Market (HCS-021671)	Huntington National Bank - Louisa Jurey Wright	22,158.22	0.01%	6/30/2022	6/29/2022	0.01%	-	22,172.72
Total Portfolio		\$28,980,025						\$28,492,411
Weighted Average Yield and Days to Maturity								

6/30/2022

Lebanon City School District
Interest Income for Month Ending June 30, 2022

Fund Name	Fund Number	Fund Balance	% of Total Fund Balance	Interest to be Allocated	Interest to Post
General Fund	001	\$ 26,727,564.72	92.80%	\$ 5,303.38	\$ 4,921.66
Lebanon Athletics Facilities PI	003-9008	\$ 44,780.89	0.16%	\$ 5,303.38	\$ 8.25
Construction Fund	004-9000	\$ 44,869.10	0.16%	\$ 5,303.38	\$ 8.26
Food Service Fund	006	\$ 751,173.92	2.61%	\$ 5,303.38	\$ 138.32
Peoples Friends of Academics	008-9002	\$ 100,012.55	0.35%	\$ 5,303.38	\$ 18.42
Classroom Facilities Maint. Fund	034-0000	\$ 937,598.43	3.26%	\$ 5,303.38	\$ 172.65
St. Francis Fund	401-9022	\$ 60,724.02	0.21%	\$ 5,303.38	\$ 11.18
LUMK Fund	401-9122	\$ 14,536.15	0.05%	\$ 5,303.38	\$ 2.68
Lebanon Christian Fund	401-9222	\$ 119,245.63	0.41%	\$ 5,303.38	\$ 21.96
		<u>\$ 28,800,505.41</u>	<u>100.00%</u>		<u>\$ 5,303.38</u>
Classroom Facilities LFI Share	004-9003	\$ -	0.00%	\$ 1,730.91	\$ -
Classroom Facilities Fund State Share	010-9900	\$ -	0.00%	\$ 1,730.91	\$ -
Classroom Facilities Fund Local Share	010-9901	\$ 701,552.14	100.00%	\$ 1,730.91	\$ 1,730.91
		<u>\$ 701,552.14</u>	<u>100.00%</u>		<u>\$ 1,730.91</u>
<u>Expendable Trust Accounts</u>					
Coca-Cola Scholarship	007-9002	\$ 6.75	0.03%	\$ 15.28	\$ -
Administration Scholarship	007-9003	\$ 1,060.75	5.03%	\$ 15.28	\$ 0.77
Dennis Jeffery Scholarship	007-9006	\$ 452.77	2.15%	\$ 15.28	\$ 0.33
Jarod Bennett Scholarship	007-9009	\$ 508.53	2.41%	\$ 15.28	\$ 0.37
Donald L. Palmer Scholarship	007-9013	\$ 7,909.24	37.53%	\$ 15.28	\$ 5.73
Jerry Michael Scholarship	007-9014	\$ 0.65	0.00%	\$ 15.28	\$ -
Diversity/Achievement Scholarship	007-9017	\$ 114.87	0.55%	\$ 15.28	\$ 0.08
Carolyn Lambert Scholarship	007-9018	\$ 2.70	0.01%	\$ 15.28	\$ -
Gloria Taylor Memorial Scholarship	007-9019	\$ 10,815.27	51.32%	\$ 15.28	\$ 7.84
Molly McCool Scholarship	007-9100	\$ 202.52	0.96%	\$ 15.28	\$ 0.15
		<u>\$ 21,074.05</u>	<u>100.00%</u>		<u>\$ 15.27</u>
<u>Non-Expendable Trust Accounts</u>					
Michael Rourke Scholarship	008-9001	\$ 3,342.06	32.19%	\$ 13.86	\$ 4.47
Ron Lefebvre Scholarship	008-9004	\$ 7,040.15	67.81%	\$ 13.86	\$ 9.40
		<u>\$ 10,382.21</u>	<u>100.00%</u>		<u>\$ 13.87</u>
Bond Retirement Fund	002	\$ 9,388,048.65			\$ 124.73
PI Fund	003-9099	\$ 1,502,970.15			\$ 486.55
Audrey Aileen Kite Scholarship	007-9007	\$ 137,903.18			\$ 134.97
Dominos/Satchell Scholarship	007-9101	\$ 7,827.79			\$ 7.87
Louisa Wright Scholarship	008-0000	\$ 15,052.67			\$ 10.97
		<u>\$ 40,585,316.25</u>			<u>\$ 765.09</u>
				Grand Total Interest	<u>\$ 7,828.52</u>